

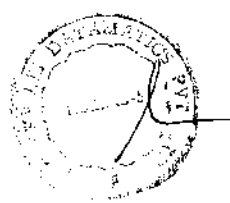
Partly paid-up shares:-	No of partly paid-up shares	As a % of Total No of fully paid-up shares	As a % of Total No of shares of the company
Held by promoter/promoter group	Nil	Nil	Nil
Held by public	Nil	Nil	Nil
Total	Nil	Nil	Nil

Outstanding convertible securities:-	No of Outstanding securities	As a % of Total No of outstanding convertible securities	As a % of Total No of shares of the company, assuming full conversion of the convertible securities
Held by promoter/promoter group	Nil	Nil	Nil
Held by public	Nil	Nil	Nil
Total	Nil	Nil	Nil

Warrants:-	No of warrants	As a % of Total No of warrants	As a % of Total No of shares of the company, assuming full conversion of warrants
Held by promoter/promoter group	Nil	Nil	Nil
Held by public	Nil	Nil	Nil
Total	Nil	Nil	Nil

Total paid-up capital of the company, assuming full conversion of warrants and convertible securities

55774000 Shares of Rs.10/- each



(EXPORTS) LTD

Name of the Scrip : - (BSEI) Class of Security : Equity Face Value : Rs. 10/-
 Shareholding Pattern Quarter ended: 31/12/2012

Category of Shareholder (I)	No of Shareholders (II)	No of Shares		Total Shareholding as a % of Tot Shrs		Shares pledged or otherwise encumbered	
		Total (III)	held in Demat Form (IV)	As a % of (A+B) (VI)	As a % of (A+B+C) (VII)	Shares (VIII)	As a % of (IX)/(VIII) (X)
Promoter and Promoter Group							
1. Indian							
a. Individuals/Hindu Undivided Family	6	20551678	20551678	36.8481	36.8481	Nil	Nil
b. Central/State Government(s)	5	18142828	18142828	32.6188	32.6188	Nil	Nil
c. Bodies Corporate							
d. Financial Institutions/Banks							
e. Any Other							
Sub Total (A1)	13	38744506	38744506	69.467	69.467	Nil	Nil
2. Foreign							
a. Individuals (NRI/Foreign Individuals)							
b. Bodies Corporate							
c. Institutions							
d. Qualified Foreign Investor							
e. Any other							
Sub Total (A2)							
Total Shareholding of Promoter and Promoter Group A=(A1)+(A2)	13	38744506	38744506	69.467	69.467	Nil	Nil
B. Public Shareholding							
1. Institutions							
a. Mutual Funds/UTI							
b. Financial Institutions/Banks							
c. Central/State Government(s)							
d. Venture Capital Funds							
e. Insurance Companies							
f. Foreign Institutional Investors							
g. Foreign Venture Capital Investors							
h. Qualified Foreign Investor							
i. Any Other							
Sub Total (B1)							
2. Non-Institutions							
a. Bodies Corporate	235	1191855	1178976	2.1369	2.1369		
b. Individuals holding							
i. Nominal Share Capital up to Rs.1 lakh	19095	7470182	5716789	13.3937	13.3937		
ii. Nominal Share Capital in excess of Rs.1 Lakh	135	8274245	8242445	14.8353	14.8353		
c. Qualified Foreign Investor							
d. Any Other							
Clearing Member	18	26417	33417	.042	.042		
Non Resident Individual	27	69795	69795	.1251	.1251		
Sub Total (B2)	19455	17029494	15231916	30.533	30.533		
Total Public Shareholding B=(B1)+(B2)	19455	17029494	15231916	30.533	30.533		
Total (A)+(B)	19468	32774000	53976422	100.0000	100.0000		



SHARES (EXPORTS) LTD

Name of the Scrip :- [BSE] Class of Securities :- Equity Face Value :- Rs. 10/-
 Existing Shareholding Pattern Quarter ended: 31/12/2001

Category of Shareholder (II)	No of Shares- held (III)	Total No of Shares (IV)	No of Shares held in Demat Form (V)	Total Shareholding as a % of Total Shares		Shares pledged or otherwise encumbered	
				As a % of (A+B) (VI)	As a % of (A+B+C) (VII)	Shares (VIII)	As a % (IX)=(VIII) /(IV)*100
C. Shares held by Custodian & against which Depository Receipts have been issued							
1. Promoter and Promoter Group	Nil	Nil	Nil				
2. Public	Nil	Nil	Nil				
Grand Total (A)+(B)+(C)	14400	55774000	53976422				



Shareholders/Hindu Undivided Family

Sl. No	Name of the Shareholder	Details of Shares held		Encumbered shares		Details of warrants		Details of convertible securities		Total Shares (including underlying shares assuming full conversion of warrants and convertible securities) as a % of diluted share capital	
		No of Shares held	As a % of Grand Total	No.	As a % of Grand Total	No of Warrants held	As a % of total no of warrants of the same class	No of convertible securities	As a % of total no of convertible securities of the same class		
(I)	(II)	(III)	(IV)	(V)	(VI)	(VII)	(VIII)	(IX)	(X)	(XI)	(XII)
1	SUKETA GUPTA	8573533	15.3719	Nil	Nil	Nil	Nil	Nil	Nil	Nil	15.3719
2	NEENA GUPTA	4496678	7.9727	Nil	Nil	Nil	Nil	Nil	Nil	Nil	7.9727
3	RAJKUMARI AGARWAL	4361885	7.8286	Nil	Nil	Nil	Nil	Nil	Nil	Nil	7.8286
4	S.N.GUPTA	2196817	2.1958	Nil	Nil	Nil	Nil	Nil	Nil	Nil	2.1958
5	NAMESH GUPTA	1170701	2.0990	Nil	Nil	Nil	Nil	Nil	Nil	Nil	2.0990
6	RAJ KUMARI AGARWAL	378538	.6787	Nil	Nil	Nil	Nil	Nil	Nil	Nil	.6787
7	LEENA GUPTA	368326	.6684	Nil	Nil	Nil	Nil	Nil	Nil	Nil	.6684
8	ARPITA GUPTA	55208	.0990	Nil	Nil	Nil	Nil	Nil	Nil	Nil	.0990
Total :		24551678	36.8481	Nil	Nil	Nil	Nil	Nil	Nil	Nil	36.8481



Corporate

Sl No	Name of the Shareholder	Details of Shares held		Encumbered shares		Details of warrants		Details of convertible securities		Total Shares (including underlying shares assuming full conversion of warrants and convertible securities) as a % of diluted share capital
		No of Shares held	As a % of Grand Total (A)+(B)+(C)	No.	As a % (VII) (VIII)	No of Warrants held	As a % of total no of warrants of the same class (IX)	No of convertible securities	As a % of convertible securities of the same class (X)	
1	RITURAJ SHARES BROKING (P) LIMITED	14388069	25.6025	Nil	Nil	Nil	Nil	Nil	Nil	25.6025
2	RITURAJ SHARES AND SECURITIES LIMITED	1951795	3.4995	Nil	Nil	Nil	Nil	Nil	Nil	3.4995
3	RITURAJ SHARES & SECURITIES LIMITED	1934358	3.4682	Nil	Nil	Nil	Nil	Nil	Nil	3.4682
4	HARESH COLLECTIONS PVT LTD	25288	.0452	Nil	Nil	Nil	Nil	Nil	Nil	.0452
5	LENSZI WEB SERVICES PRIVATE LIMITED	1406	.0025	Nil	Nil	Nil	Nil	Nil	Nil	.0025
Total :		18192828	32.6188	Nil	Nil	Nil	Nil	Nil	Nil	32.6188



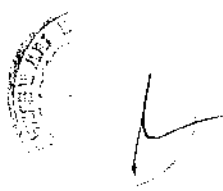
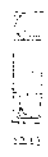
showing holding of securities (including shares, warrants, convertible securities) of persons belonging to the category 'Public' and holding more than 5% of the total no of shares of the company

Name(s) of the Shareholder(s) and the Person(s) Acting in concert (PAC) with them	No of Shares (a) above	Details of warrants		Details of convertible securities		Total shares (including underlying shares assuming full conversion of warrants and convertible securities of the same class as a % of stated share capital)
		No of Warrants	% of total no of shares (i.e., Grand Total (A)+(B)+(C) indicated in Statement at para (I))	No of Warrants of securities held	% w.r.t total no of convertible securities of the same class	

--- Nil ---



Sl. No.	Folio/EPID/DPID	Name of the Shareholder	No. of Locked-in Shares	Locked-in shares as a % of total No of shares (i.e., Grand Total (A)+(B)+(C) indicated in Statement at para (I)(a) above)		Promoter/Promoter Group/ Public
				(A)	(B)	
1	10110277/IN300693	RAJKUMARI AGARWAL	151300	2.7138		Promoter/Promoter Group
2	10054009/IN300693	NEENA GUPTA	150400	2.6982		Promoter/Promoter Group
3	10153969/IN300693	S.N.GUPTA	1000	0.0130		Promoter/Promoter Group
4	10055101/IN300693	RITURAJ SHARES BROKING (P) LIMITED	350000	6.3748		Promoter/Promoter Group
5	10149639/IN300693	RITURAJ SHARES & SECURITIES LIMITED	68100	1.2357		Promoter/Promoter Group
Total :			727000	13.0315		

SOFTWARES (EXPORTS) LTD
 showing details of Depository Receipts (DRs) as on 31/12/2012

Outstanding DR (DRs, SDRs, etc.)	No of outstanding DRs	No of Shares Underlying Outstanding DRs	Shares underlying outstanding DRs as a % of total no of Shares (i.e., Grand Total Call (B)+(C) indicated in Schedule at para (1)(a) above)
-------------------------------------	-----------------------------	--	--

--- Nil ---



2
1
1011

TWARES (EXPORTS) LTD

Showing holding of Depository Receipts (DRs), where underlying shares held by 'promoter/promoter group'
as of the total no of shares as on 31/12/2012


the DR Holder	Type of Outstanding DR (AGRs, GDRs, SDRs, etc..)	No of Shares Underlying Outstanding DRs as a % of total No of Outstanding Shares (i.e., Grand Total (A)); DRs (B)+(C) indicated in Statement at para (I)(a) above)
---------------	---	---

--- Nil ---



SOFTWARES (EXPORTS) LTD
 NSDL / CDSL Summary Report as on 31/12/2012

	Holders	Shares	Age
NSDL :	9282	1797578	3.2330
CDSL :	7332	47652269	32.4381
TOTAL :	2854	6324193	31.3389
	17468	55774000	100.0000



6P

Ca

Public Shareholding

No of Shares : 17029494

% of shareholding : 30.9330

19. Promoters and Promoter Group Shareholding
a) Pledged/Encumbered

No of Shares : Nil

% of shares : Nil
(as a % of the total shareholding
of promoter and promoter group)

% of shares : Nil
(as a % of the total share capital
of the company)

b) Non-encumbered

No of Shares : 38744506

% of shares : 100.0000
(as a % of the total shareholding
of promoter and promoter group)

% of shares : 69.4670
(as a % of the total share capital
of the company)

