

EE & NEE SOFTWARES (EXPORTS) LTD

Scrip Code : 517415 Name of the Scrip : - [BSE] Class of Security : Equity
 Quarter ended: 30/09/2011


	No of partly paid-up shares	As a % of Total No of partly paid-up shares	As a % of Total No of shares of the company
Partly paid-up shares:-			
Held by promoter/promoter group	Nil	Nil	Nil
Held by public	Nil	Nil	Nil
Total	Nil	Nil	Nil

	No of Outstanding securities	As a % of Total No of outstanding convertible securities	As a % of Total No of shares of the company, assuming full conversion of the convertible securities
Outstanding convertible securities:-			
Held by promoter/promoter group	Nil	Nil	Nil
Held by public	Nil	Nil	Nil
Total	Nil	Nil	Nil

	No of warrants	As a % of Total No of warrants	As a % of Total No of shares of the company, assuming full conversion of warrants
Warrants:-			
Held by promoter/promoter group	Nil	Nil	Nil
Held by public	Nil	Nil	Nil
Total	Nil	Nil	Nil

Total paid-up capital of the company, assuming full conversion of warrants and convertible securities

55774000 Shares of Rs.10/- each



& NEE SOFTWARES (EXPORTS) LTD

Code : 517415 Name of the Scrip : - (BSEI) Class of Security : Equity Face Value : Rs. 10/-
Statement showing Shareholding Pattern Quarter ended: 30/09/2011

Category of Shareholder (II)	No of Share-holders (III)	Total No of Shares (IV)	No of Shares held in Demat Form (V)	Total shareholding as a % of Tot Shrs		Shares pledged or otherwise encumbered		
				As a % of (A+B) (VI)	As a % of (A+B+C) (VII)	Shares (VIII)	As a % (IX)=(VIII)/(IV)*100	
Promoter and Promoter Group								
. Indian								
a. Individuals/Hindu Undivided Family	11	21903629	21855729	39.2725	39.2725	N i l	N i l	
b. Central/State Government(s)								
c. Bodies Corporate	3	16691416	16553716	29.7655	29.7655	N i l	N i l	
d. Financial Institutions/Banks								
e. Any other								
Sub Total (A1)	14	38595245	38409445	69.038	69.038	N i l	N i l	
. Foreign								
a. Individuals (NRI/Foreign Individuals)								
b. Bodies Corporate								
c. Institutions								
d. Any Other								
Sub Total (A2)								
Total Shareholding of Promoter and Promoter Group A=(A1)+(A2)	14	38595245	38409445	69.038	69.038	N i l	N i l	
. Public Shareholding								
1. Institutions								
a. Mutual Funds/UTI								
b. Financial Institutions/Banks								
c. Central/State Government(s)								
d. Venture Capital Funds								
e. Insurance Companies								
f. Foreign Institutional Investors								
g. Foreign Venture Capital Investors								
h. Any other								
Sub Total (B1)								
2. Non-Institutions								
a. Bodies Corporate	161	2483869	2470990	4.4535	4.4535			
b. Individuals holding								
i. Nominal Share Capital up to Rs.1 Lakh	19562	7361865	5569466	13.1995	13.1995			
ii. Nominal Share Capital in excess of Rs.1 Lakh	114	7089693	7058393	12.7115	12.7115			
c. Any Other								
Non Resident Individual	27	54455	54455	.1012	.1012			
Clearing Member	78	276873	276873	.4964	.4964			
Sub Total (B2)	20024	17268755	15431177	30.962	30.962			
Total Public Shareholding B=(B1)+(B2)	20024	17268755	15431177	30.962	30.962			
Total (A)+(B)	20048	55774000	53840622	100.0000	100.0000			
C. Shares held by Custodian & against which Depository Receipts have been issued								
1. Promoter and Promoter Group								
2. Public								
Grand Total (A)+(B)+(C)	20048	55774000	53840622			100.0000		



LE & NEE SOFTWARES (EXPORTS) LTD

(1)(b) Statement showing Shareholding of persons belonging to the category 'Promoter and Promoter Group'


Quarter ended 30/09/2011

Page # 1

1. Indian

a. Individuals/Hindu Undivided Family

Sl #	Folio/CIID/OpId	Name of the Shareholder	Total Shares Held		Shares Pledged or otherwise encumbered		
			Shares	As a % of Grand Total	Shares	As a %	As a % of Grand Total
(I)	(II)	(III)	(IV)	(V)	(VI)	(VII) = (VI)/(IV) #100	(VIII)
1	10053993 IN300693	SUNITA GUPTA	8573533	15.3719	Nil	Nil	Nil
2	10054009 IN300693	NEENA GUPTA	5749833	10.3092	Nil	Nil	Nil
3	10021426 IN300693	BAJ KUMARI AGARWAL	5619446	10.0754	Nil	Nil	Nil
	10110277 IN300693						
4	A000002	S N GUPTA	1197017	2.1462	Nil	Nil	Nil
	10053969 IN300693						
	15562117 IN301549						
5	M000002	MAHESH GUPTA	389474	.6983	Nil	Nil	Nil
	10053977 IN300693						
6	L10012	LEENA GUPTA	368326	.6604	Nil	Nil	Nil
	10053985 IN300693						
7	B000003	BHURI DEVI AGARWAL	6200	.0111	Nil	Nil	Nil
Total :			21903829	39.2725	Nil	Nil	Nil



ZE & NEE SOFTWARES (EXPORTS) LTD

(1)(b) Statement showing Shareholding of persons belonging to the category 'Promoter and Promoter Group'

Quarter ended 30/09/2011

Page # 1

i. Indian

c. Bodies Corporate

Sl #	Folio/CIId/OpId	Name of the Shareholder	Total Shares Held		Shares Pledged or otherwise encumbered		
			Shares	As a % of Grand Total	Shares	As a %	As a % of Grand Total
(I)	(II)	(III)	(IV)	(V)	(VI)	(VII) = (VI)/(IV) *100	(VIII)
1	10655101 IN300693	RITURAJ SHARES BROKING (P) LIMITED	14321810	25.6783	Nil	Nil	Nil
2	R10042 10049639 IN300693	RITURAJ SHARES & SECURITIES LTD.	2279606	4.0872	Nil	Nil	Nil
Total :			16601416	29.7655	Nil	Nil	Nil



E & NEE SOFTWARES (EXPORTS) LTD Page # 1
 (I)(c) Statement showing Shareholding of persons belonging to the category 'Public'
 and holding more than 1.0000 % of the total No of Shares as on 30/09/2011

Sl #	Folio/CIId/OpId	Name of the Shareholder	Shares	%
B. Public Shareholding				
1. Institutions				
a.	Mutual Funds/UTI - Nil -			
b.	Financial Institutions/Banks - Nil -			
c.	Central/State Government(s) - Nil -			
d.	Venture Capital Funds - Nil -			
e.	Insurance Companies - Nil -			
f.	Foreign Institutional Investors - Nil -			
g.	Foreign Venture Capital Investors - Nil -			
h.	Any other - Nil -			
2. Non-Institutions				
a. Bodies Corporate				
1	10246663	IN300159 RITURAJ SHARES AND SECURITIES LIMITED	1526257	2.7366
Total :			1526257	2.7366
b. Individuals holding				
1	1202450000009823	RAJENDRA RAMESHCHANDRA CHATURVEDI	700000	1.2551
		Jh-1 : VEENA RAJENDRA CHATURVEDI		
2	10128555	IN302822 LEELA TARACHAND KOTHARI	625000	1.1206
Total :			1325000	2.3757
c. Any other				
1.	Non Resident Individual - Nil -			
2.	Foreign Company - Nil -			
3.	Trusts - Nil -			
4.	Foreign National - Nil -			
5.	Custodian of Enemy Property - Nil -			
6.	Clearing Member - Nil -			
Grand Total :			2851257	5.1122



ZE & NEF SOFTWARES (EXPORTS) LTD

(I)(d) Statement showing details of locked-in shares as on 30/09/2011

Page # 1

Sl #	Folio/CIId/DpId	Name of the Shareholder	Category	No of locked-in Shares	Locked-in shares as a % of total No of shares (i.e., Grand Total (A)+(B)+(C) indicated in Statement at para (I)(a) above)
1	10110277/IN300693	RAJKUMARI AGARWAL	PROMOTER	1513614	2.7138
2	10054009/IN300693	NEENA GUPTA	PROMOTER	1504890	2.6992
3	10053969/IN300693	S.H.GUPTA	PROMOTER	7270	.0130
4	10055101/IN300693	RITURAJ SHARES BROKING (P) LIMITED	PROMOTER	3555030	6.3740
5	10049699/IN300693	RITURAJ SHARES & SECURITIES LIMITED	PROMOTER	689196	1.2357
Total :				7270000	13.0347



AE & NEE SOFTWARES (EXPORTS) LTD

(II)(a) Statement showing details of Depository Receipts (DRs) as on 30/09/2011

Sl # Type of Outstanding DR (ADRs, GDRs, SDRs, etc.)	No of outstanding DRs	No of Shares Underlying Outstanding DRs	Shares underlying outstanding DRs as a % of total No of Shares (i.e., Grand Total (A)+ (B)+(C) indicated in Statement at para (I)(a) above)
---	-----------------------------	--	---

--- Nil ---




ZE & NEE SOFTWARES (EXPORTS) LTD

(II)(b) Statement showing holding of Depository Receipts (DRs), where underlying shares held by 'promoter/promoter group' are in excess of 1% of the total no of shares as on 30/09/2011

Sl # Name of the DR Holder	Type of Outstanding DR (ADRs, EDRs, SDRs, etc.)	No of Shares Underlying Outstanding DRs Shares underlying outstanding DRs as a % of total No of Shares (i.e., Grand Total (A)+(B)+(C) indicated in Statement at para (I)(a) above)
----------------------------	--	---

--- Nil ---



ME & NEE SOFTWARES (EXPORTS) LTD
Physical / NSDL / CDSL Summary Report as on 30/09/2011

	Holdings	Shares	% age
Physical :	9465	1933378	3.4665
NSDL :	7717	48354680	86.6975
CDSL :	2866	5485942	9.8360
	20048	55774000	100.0000



18. Public Shareholding

- No of Shares : 17268755
 - % of shareholding : 30.9620
-

19. Promoters and Promoter Group Shareholding

a) Pledged/Encumbered

- No of Shares : Nil
- % of shares : Nil
(as a % of the total shareholding
of promoter and promoter group)
- % of shares : Nil
(as a % of the total share capital
of the company)

b) Non-encumbered

- No of Shares : 38505245
 - % of shares : 100.0000
(as a % of the total shareholding
of promoter and promoter group)
 - % of shares : 69.0380
(as a % of the total share capital
of the company)
-

