

DIRECTORS' REPORT

To,

The Shareholders

Your Directors presenting the 24th Annual Report together with the Audited accounts of your company for the financial year ended 31st March, 2024.

Financial Results

Your Company's performance for the financial year ended March 31, 2024 is summarized below:

Amount in (₹) Lacs

Particulars	For the Financial Year ended	
	31.03.2024	31.03.2023
Income:		
Revenue from Operations	0.60	1.11
Other Income	8.76	18.31
Total Income	9.36	19.42
Expenses:		
Operating Expenditure	26.60	16.44
Depreciation & Amortization Expense	-	-
Total Expenses	26.60	16.44
Profit Before Tax (PBT)	(17.24)	2.98
Tax Expense	(0.31)	0.48
Profit for the year(PAT)	(16.93)	2.50
Other Comprehensive Income (Net of tax)	26.77	(4.34)
Total Comprehensive Income for the period	9.84	(1.84)

We offer :-

- Share Broking
- Securities Broking
- Vyaaj Badla / Badla
- Portfolio Management
- Private Placement
- New Issues
- Investment Consultancy



RITURAJ

SHARES BROKING PVT. LTD.

CIN : U51109WB2000PTC092403

Company's Performance & Future Prospects

During the period under review, the company achieved revenue of Rs. **0.6 lacs** EBITDA of Rs.**(17.24) lacs** and PAT of Rs. **(16.93) lacs** as compared to revenue of Rs.**1.11 lacs** EBITDA of Rs.**2.98 lacs** and PAT of Rs. **2.50 lacs** respectively in the previous year.

The Sales of the company have decreased by 45.95% as compared to previous year.

Share Capital

As on 31st March, 2024, paid up share capital of the Company was Rs. 36.20 lacs divided into 36,200 equity shares of Rs.100/- each. There was no change in share capital of the Company during the Financial Year 2023-24.

Dividend and Transfer to Reserves

In terms of the Dividend Distribution Policy, as per SEBI (Listing Obligations and Disclosure Requirements) Regulations, 2015, equity shareholders of the Company may expect dividend if the Company is having surplus funds and after taking into consideration the relevant internal and external factors as mentioned in the said Policy. Accordingly, considering the cash position, fund requirements for growth of business of your Company and the brought forward losses, the Board of Directors has not recommended any dividend for the financial year ended March 31, 2024. Accordingly, no amount is also proposed to be transferred to the reserves of your Company.

Change in the nature of business, if any

There has been no change in the nature of business of the Company during the financial year 2023-24.

Subsidiary companies

The Company does not have any Subsidiary during the year under review. The Company itself is a 100% subsidiary of Lee & Nee Softwares (Exports) Ltd.

Deposits from Public

Your Company has not accepted any kind of deposit from the public under Chapter V of the Companies Act, 2013 during the year under review and as such no amount on account of principal or interest on deposits from public was outstanding as on the date of the Balance Sheet.

Particulars of loans, guarantees and investments

There are no Loans, Guarantees and Investments made under the provisions of Section 186 of the Companies Act, 2013 during the year under review.

Related Party Transactions

There are no contracts or arrangements with related parties referred to in Section 188(1) of the Companies Act, 2013 except those which are mentioned in Note.20 appearing in the notes to accounts forming part of financial Statements.

Material Changes and Commitments, if any, affecting the Financial Position between the end of the Financial Year and date of the report

There are no material changes or commitments affecting the financial position of the Company, which have occurred between the end of the financial year to which the financial statement relates and the date of this Report.

Details of Significant and Material orders passed by the Regulators / Courts / Tribunals Impacting the going concern status and the Company's operations in future

During the financial year 2023-24, there are no significant and material orders passed by any Regulators / Courts / Tribunals, which impacts the going concern status and the Company's Operations in future.

Human Resource Management

Attracting, enabling and retaining talent has been the cornerstone of the Human Resource function and the results underscore the important role that human capital plays in critical strategic activities such as growth.

Corporate Social Responsibility Initiatives

The Company has not developed and implemented any Corporate Social Responsibility initiatives as the said provisions are not applicable to the Company.

Directors' Responsibility Statement

Pursuant to Section 134(3)(c) and 134 (5) of the Companies Act, 2013, the Board of Directors, to the best of their knowledge and ability, confirm that:

(a) in the preparation of the annual accounts, the applicable accounting standards had been followed along with proper explanation relating to material departures;

(b) the Directors had selected such accounting policies and applied them consistently and made judgments and estimates that are reasonable and prudent so as to give a true and fair view of the state of affairs of the Company at the end of the financial year and of the profit of the Company for that period;

(c) the Directors had taken proper and sufficient care for the maintenance of adequate accounting records in accordance with the provisions of the Act for safeguarding the assets of the Company and for preventing and detecting fraud and other irregularities;

(d) the Directors had prepared the annual accounts on a going concern basis;

(e) the Directors had laid down internal financial controls to be followed by the Company and such internal financial controls are adequate and are operating effectively.

(f) the Directors had devised proper systems to ensure compliance with the provisions of all applicable laws and that such systems were adequate and operating effectively.

Directors and Key Managerial Personnel

Your Director Mr. Mahesh Gupta (DIN: 01606647) retires at the ensuing Annual General Meeting and being eligible offers himself for re-appointment.

During the year under review, the non-executive directors of the Company had no pecuniary relationship or transactions with the Company, other than sitting fees, commission, if any and reimbursement of expenses incurred by them or otherwise for the purpose of attending meetings of the Board /Committee of the Company.

Declaration by Independent Directors

The provisions of Section 149 for appointment of Independent Directors do not apply to the company.

Board Meetings

The Company has conducted four Board meetings during the financial year under review.

Policy on Appointment of Director and Remuneration

The provisions of Section 178(1) relating to constitution of Nomination and Remuneration Committee are not applicable to the Company.

Internal Financial Control System and their adequacy

The Company has in place adequate internal financial controls with reference to the Financial Statements. The controls are adequate for ensuring the orderly and efficient conduct of the business, including adherence to the Company's policies, the safe guarding of assets, the prevention & detection of frauds & errors, the accuracy and completeness of accounting records and timely preparation of reliable financial information.

Cost Records and Cost Audit

Maintenance of cost records and requirements of cost audit as prescribed under the provisions of Section 148 (1) of the Companies Act, 2013 are not applicable for the business activities carried out by the Company.

Auditors

M/s. N H Agrawal & Associates, Chartered Accountants, Kolkata (Firm Registration No. 327511E), were appointed as Statutory Auditors of your Company from the conclusion of Twenty Second (22nd) Annual General Meeting till conclusion of Twenty Seventh (27th) Annual General Meeting to be held in the year 2027, as required under Section 139 of the Companies Act, 2013 read with Companies (Audit and Auditors) Rules, 2014.

For the year under review, the statutory auditors have confirmed that they satisfy the independence criteria required under the Companies Act, 2013.

The Auditors' Report contains 'Unmodified Opinion' on the financial statements of your Company, for the year ended 31st March, 2024 and there are no qualifications reservations or adverse remarks in their report.

Qualifications in Audit Reports

The statutory auditor's report does not contain any qualifications, reservations, or adverse remarks or disclaimer.

Risk Management Policy

The Company does not have any Risk Management Policy as the elements of risk threatening the Company's existence are very minimal.

Secretarial Standards

The Directors state that the applicable Secretarial Standards, i.e. SS-1 and SS-2, relating to 'Meetings of the Board of Directors' and 'General Meeting' respectively, have been duly followed by the Company.

Vigil Mechanism/Whistle Blower Policy

The Company has adopted a Whistle Blower Policy to provide a formal mechanism to the Directors, employees and others who are associated with the Company in confirmation with Section 177(9) of the Act and Regulation 22 of Listing Regulations to report their concerns about unethical behavior, actual or suspected fraud or violation of the Company's code of conduct. The Policy provides for adequate safeguards against victimization of Employees/ Directors who avail the mechanism.

Corporate Social Responsibility Initiatives

The Company has not developed and implemented any Corporate Social Responsibility Initiatives as the said provisions are not applicable to the Company.

Extract of Annual Return

The Extract of the Annual return in form MGT-9 is not required to be annexed to the Board's report as per the amendment to section 92(3) of the companies Act, 2013 and rules framed therein. However, companies having a website are required to provide the web link of the same, wherein the annual return in form MGT-7A shall be uploaded.

As the Company does not have any website, a copy of the Annual return will be available at the registered office of the company.

Particulars of Employees and related disclosures

There are no employees falling within the provisions of section 134(3)(g) of the Companies Act, 2013 read with Rule 5(2) and 5(3) of The Companies (Appointment and Remuneration of Managerial Personnel) Rules, 2014.

Employee Stock Option Scheme

Presently, the Company does not have any Employee Stock Option during the period under review.

Policy on Prevention of Sexual Harassment

Your Company has in place a policy on prevention of sexual harassment at work place in accordance with the provisions of Prevention, Prohibition and Redressal of Sexual Harassment of Women at Workplace Act, 2013. The policy aims at prevention of harassment of women employees and lays down the guidelines for identification, reporting and prevention of sexual harassment. During the year under review there were no cases filed pursuant to the Sexual Harassment of Women at Workplace (Prevention, Prohibition and Redressal) Act, 2013.

Conservation of Energy, Technology Absorption, Foreign Exchange Earnings and Outgo

The Statement pursuant to section 134(3) (m) of the Companies Act, 2013 read with Rule-8(3) of the Company's (Accounts) Rules 2014 do not apply to our Company. There was no foreign exchange inflow or outflow during the year under review.

Other Disclosures

- a) Your Company has not issued shares with differential voting rights and sweat equity shares during the year under review.
- b) There are no proceedings initiated/pending against your Company under the Insolvency and Bankruptcy Code, 2016 which materially impact the business of the Company.
- c) There were no instances where your Company required the valuation for one time settlement or while taking the loan from the Banks or Financial institution.

Acknowledgments

Your Directors place on record their appreciation for the help and co-operation received by them from their bankers and for the dedicated services rendered by the employees of your Company at all levels and thank the Company's customers, vendors, investors and academic partners for their continuous support. Our consistent growth is possible because of their hard work, solidarity, co-operation and support.

On behalf of the Board of Directors
Rituraj Shares Broking Pvt. Ltd.

Rituraj Shares Broking Pvt. Ltd.

Mahesh Gupta
Director

Rituraj Shares Broking Pvt. Ltd.

Leela Murjani
Director

Place: Kolkata

Date: 23rd May, 2024

1. Mahesh Gupta

2. Leela Murjani

(DIN : 01606647)

(DIN : 02413222)



N H Agrawal & Associates

Chartered Accountants

Mumbai Branch : A/62 Highway Apartments B/H sion Fort Garden, Mumbai, Maharashtra - 400 022
Nagpur Branch : Plot No. 30A Wardhaman Nagar, Nagpur - 440 008

Head. Office : 327, Gate No. 2, 3rd Floor, Poddar Court,
18, Rabindra Sarani, Kolkata - 700 001 ☎ : (033) 40611657
✉ : 9330102398, 9123097412
E-mail : nilinagrwalca@gmail.com
canhaassociates@gmail.com

INDEPENDENT AUDITOR'S REPORT

To the Members of
Rituraj Shares Broking Private Limited

Report on the Audit of the Ind AS Financial Statements

Opinion

We have audited the accompanying Ind AS financial statements of Rituraj Shares Broking Private Limited ("the Company"), which comprise the Balance Sheet as at March 31, 2024, the Statement of Profit and Loss (including other comprehensive income), the Cash Flow Statement and the Statement of Changes in Equity for the year then ended, and notes to the Ind AS financial statements, including a summary of significant accounting policies and other explanatory information.

In our opinion and to the best of our information and according to the explanations given to us, the aforesaid Ind AS financial statements give the information required by the Companies Act, 2013, as amended ("the Act") in the manner so required and give a true and fair view in conformity with the accounting principles generally accepted in India, of the state of affairs of the Company as at March 31, 2024, its loss and profit in other comprehensive income, its cash flows and the changes in equity for the year ended on that date.

Basis for Opinion

We conducted our audit of the Ind AS financial statements in accordance with the Standards on Auditing (SAs), as specified under section 143(10) of the Act. Our responsibilities under those Standards are further described in the 'Auditor's Responsibilities for the Audit of the Ind AS financial statements' section of our report. We are independent of the Company in accordance with the 'Code of Ethics' issued by the Institute of Chartered Accountants of India together with the ethical requirements that are relevant to our audit of the financial statements under the provisions of the Act and the Rules thereunder, and we have fulfilled our other ethical responsibilities in accordance with these requirements and the Code of Ethics. We believe that the audit evidence we have obtained is sufficient and appropriate to provide a basis for our audit opinion on the Ind AS financial statements.

Other information

The Company's management and Board of Directors are responsible for the other information. The other information comprises the information included in the Annual Report, but does not include the standalone financial statements and our auditor's report thereon.

Our opinion on the Ind AS financial statements does not cover the other information and we do not express any form of assurance conclusion thereon.

In connection with our audit of the financial statements, our responsibility is to read the other information and, in doing so, consider whether such other information is materially inconsistent with the financial statements or our knowledge obtained in the audit or



otherwise appears to be materially misstated. If, based on the work we have performed, we conclude that there is a material misstatement of this other information, we are required to report that fact. We have nothing to report in this regard.

Responsibilities of Management for the Ind AS Financial Statements

The Company's Board of Directors is responsible for the matters stated in section 134(5) of the Act with respect to the preparation of these Ind AS financial statements that give a true and fair view of the financial position, financial performance including other comprehensive income, cash flows and changes in equity of the Company in accordance with the accounting principles generally accepted in India, including the Indian Accounting Standards (Ind AS) specified under section 133 of the Act read with the Companies (Indian Accounting Standards) Rules, 2015, as amended. This responsibility also includes maintenance of adequate accounting records in accordance with the provisions of the Act for safeguarding of the assets of the Company and for preventing and detecting frauds and other irregularities; selection and application of appropriate accounting policies; making judgments and estimates that are reasonable and prudent; and the design, implementation and maintenance of adequate internal financial controls, that were operating effectively for ensuring the accuracy and completeness of the accounting records, relevant to the preparation and presentation of the Ind AS financial statements that give a true and fair view and are free from material misstatement, whether due to fraud or error.

In preparing the Ind AS financial statements, management is responsible for assessing the Company's ability to continue as a going concern, disclosing, as applicable, matters related to going concern and using the going concern basis of accounting unless management either intends to liquidate the Company or to cease operations, or has no realistic alternative but to do so.

Those Board of Directors are also responsible for overseeing the Company's financial reporting process.

Auditor's Responsibilities for the Audit of the Financial Statements

Our objectives are to obtain reasonable assurance about whether the Ind AS financial statements as a whole are free from material misstatement, whether due to fraud or error, and to issue an auditor's report that includes our opinion. Reasonable assurance is a high level of assurance, but is not a guarantee that an audit conducted in accordance with SAs will always detect a material misstatement when it exists. Misstatements can arise from fraud or error and are considered material if, individually or in the aggregate, they could reasonably be expected to influence the economic decisions of users taken on the basis of these Ind AS financial statements.

As part of an audit in accordance with SAs, we exercise professional judgment and maintain professional skepticism throughout the audit. We also:

- Identify and assess the risks of material misstatement of the Ind AS financial statements, whether due to fraud or error, design and perform audit procedures responsive to those risks, and obtain audit evidence that is sufficient and appropriate to provide a basis for our opinion. The risk of not detecting a material misstatement resulting from fraud is higher than for one resulting from error, as fraud may involve collusion, forgery, intentional omissions, misrepresentations, or the override of internal control.
- Obtain an understanding of internal control relevant to the audit in order to design audit procedures that are appropriate in the circumstances. Under section 143(3)(i) of the Act, we are also responsible for expressing our opinion on whether the Company has



adequate internal financial controls with reference to financial statements in place and the operating effectiveness of such controls.

- Evaluate the appropriateness of accounting policies used and the reasonableness of accounting estimates and related disclosures made by management.
- Conclude on the appropriateness of management's use of the going concern basis of accounting and, based on the audit evidence obtained, whether a material uncertainty exists related to events or conditions that may cast significant doubt on the Company's ability to continue as a going concern. If we conclude that a material uncertainty exists, we are required to draw attention in our auditor's report to the related disclosures in the financial statements or, if such disclosures are inadequate, to modify our opinion. Our conclusions are based on the audit evidence obtained up to the date of our auditor's report. However, future events or conditions may cause the Company to cease to continue as a going concern.
- Evaluate the overall presentation, structure and content of the Ind AS financial statements, including the disclosures, and whether the Ind AS financial statements represent the underlying transactions and events in a manner that achieves fair presentation.
- Obtain sufficient appropriate audit evidence regarding the financial information of the Company to express an opinion on the Financial Statements.

We communicate with those charged with governance regarding, among other matters, the planned scope and timing of the audit and significant audit findings, including any significant deficiencies in internal control that we identify during our audit.

Materiality is the magnitude of misstatements in the financial statements that, individually or in aggregate, makes it probable that economic decisions of a reasonably knowledgeable user of the financial statements may be influenced. We consider quantitative materiality and qualitative factors in (i) planning the scope of our audit work and in evaluating the results of our work; and (ii) to evaluate the effect of any identified misstatements in the financial statements.

We also provide those charged with governance with a statement that we have complied with relevant ethical requirements regarding independence, and to communicate with them all relationships and other matters that may reasonably be thought to bear on our independence, and where applicable, related safeguards.

Report on Other Legal and Regulatory Requirements

1. As required by the Companies (Auditor's Report) Order, 2020 ("the Order"), issued by the Central Government of India in terms of sub-section (11) of section 143 of the Act, we give in the "Annexure 1" a statement on the matters specified in paragraphs 3 and 4 of the Order.
2. As required by Section 143(3) of the Act, we report that:
 - (a) We have sought and obtained all the information and explanations which to the best of our knowledge and belief were necessary for the purposes of our audit;
 - (b) In our opinion, proper books of account as required by law have been kept by the Company so far as it appears from our examination of those books;



- (c) The Balance Sheet, the Statement of Profit and Loss including the Statement of Other Comprehensive Income, the Cash Flow Statement and Statement of Changes in Equity dealt with by this Report are in agreement with the books of account;
- (d) In our opinion, the aforesaid Ind AS financial statements comply with the Accounting Standards specified under Section 133 of the Act, read with Companies (Indian Accounting Standards) Rules, 2015, as amended;
- (e) On the basis of the written representations received from the directors as on March 31, 2024 taken on record by the Board of Directors, none of the directors is disqualified as on March 31, 2024 from being appointed as a director in terms of Section 164 (2) of the Act;
- (f) With respect to the adequacy of the internal financial controls with reference to Ind AS financial statements and the operating effectiveness of such controls, refer to our separate Report in 'Annexure 2' to this report;
- (g) Based on our audit, we report that the provisions of section 197 read with Schedule V to the Act are not applicable to the Company since the Company is not a public company as defined under section 2(71) of the Act. Accordingly, reporting under section 197(16) is not applicable.
- (h) With respect to the other matters to be included in the Auditor's Report in accordance with Rule 11 of the Companies (Audit and Auditors) Rules, 2014, as amended in our opinion and to the best of our information and according to the explanations given to us:
- i. The Company has no pending litigations on its financial position in its Ind AS financial statements
 - ii. The Company did not have any long-term contracts including derivative contracts for which there were any material foreseeable losses;
 - iii. There were no amounts which were required to be transferred, to the Investor Education and Protection Fund by the Company
 - iv. a) The management has represented that, to the best of its knowledge and belief, no funds have been advanced or loaned or invested (either from borrowed funds or share premium or any other sources or kind of funds) by the company to or in any other person(s) or entity(ies), including foreign entities ("Intermediaries"), with the understanding, whether recorded in writing or otherwise, that the Intermediary shall, whether, directly or indirectly lend or invest in other persons or entities identified in any manner whatsoever by or on behalf of the company ("Ultimate Beneficiaries") or provide any guarantee, security or the like on behalf of the Ultimate Beneficiaries;
 - b) The management has represented that, to the best of its knowledge and belief, no funds have been received by the company from any person(s) or entity(ies), including foreign entities ("Funding Parties"), with the understanding, whether recorded in writing or otherwise, that the company shall, whether, directly or indirectly, lend or invest in other persons or entities identified in any manner whatsoever by or on behalf of the Funding Party ("Ultimate Beneficiaries") or provide any guarantee, security or the like on behalf of the Ultimate Beneficiaries; and



c) Based on such audit procedures that were considered reasonable and appropriate in the circumstances, nothing has come to our notice that has caused us to believe that the representations under sub-clause (a) and (b) contain any material misstatement.

- v. The Company has not declared any dividend during the year, so reporting under this clause for the compliance with section 123 of the Companies Act, 2013, is not applicable.
- vi. The reporting under Rule 11(g) of the Companies (Audit and Auditors) Rules 2014, is applicable from 1 April 2023.


Based on our examination which includes test checks, the company has used an accounting software for maintaining its books of accounts which has feature of recording trail (edit log) facility and the same has been operated throughout the year for all the relevant transactions recorded in the software. Further, during the course of our audit we did not come across any instances of audit trail feature being tampered with.

As the proviso to Rule 3(1) of the Companies (Accounts) Rules 2014 is applicable from 1 April 2023, reporting under Rule 11(g) of the Companies (Audit and Auditors) Rules 2014 on preservation of audit trail as per requirements for record retention is not applicable for the financial year ending 31 March 2024

For N.H. Agrawal & Associates

Chartered Accountants

ICAI Firm Registration Number: 0327511E


Nitin Hukumchand Agrawal

Partner

Membership Number: 129179

Place: Kolkata

Date: May 23, 2024

UDIN: 24129179BKBTWZ7610



Annexure 1 referred to in paragraph 1 of the section on "Report on other legal and regulatory requirements" of our report of even date on the financial statements of Rituraj Shares Broking Private Limited

- (i) (a) (A) The Company has maintained proper records showing full particulars, including quantitative details and situation of Property, Plant and Equipment.
- (B) The Company has not capitalized any intangible assets during the year. Accordingly, the requirement to report under the clause 3(i)(a)(B) of the Order is not applicable to the Company.
- (b) The Company has a regular program of physical verification of its fixed assets, by which all fixed assets are verified by the management according to the program of periodical physical verification in a phased manner which in our opinion is reasonable having regard to the size of the Company and the nature of its fixed assets. According to the information & explanations given to us, no material discrepancies were noticed on such physical verification.
- (c) There is no immovable property held by the Company and accordingly, the requirement to report on clause 3(i)(c) of the Order is not applicable.
- (d) The Company has not revalued any Property, Plant and Equipment during the year ended March 31, 2024 and accordingly, the requirement to report on clause 3(i)(d) of the Order is not applicable to the Company.
- (e) According to information and explanations given to us, no proceedings have been initiated or are pending against the Company for holding any benami property under the Prohibition of Benami Property Transactions Act, 1988 and rules made thereunder.
- (ii) (a) The Company has no inventory and accordingly, the requirement to report on clause 3(ii)(a) of the Order is not applicable to the Company.
- (b) The Company has not been sanctioned working capital limits in excess of Rs. Five Crores in aggregate from banks or financial institutions during any point of time of the year on the basis of security of current assets. Accordingly, the requirement to report on clause 3(ii)(b) of the Order is not applicable to the Company.
- (iii) (a) In our opinion and best to the information and explanations given to us, the Company has provided loans and advances in the nature of loans and advances during the year. Details of the loans and advances in the nature of loans are as follows



(In Lacs)

Particulars	Guarantees	Security	Loans	Advances in nature of loans
Aggregate amount granted/ provided during the year	NIL	NIL		NIL
-Subsidiaries -Joint Ventures -Associates -Others	NIL	NIL	Others	NIL
Balance outstanding as at balance sheet date -Others	NIL	NIL	53.07	NIL

Note: Balance outstanding amount reported also includes accrued interest on loan

(b) The company has provided loans and advances in the nature of loans and advances. In our opinion and explanations provided to us, the loans and advances made during the year are, prima facie, not prejudicial to the interest of the company

(c) The Company has granted loan (s) and or/advances in the nature of loans during the year. The schedule of the repayment of principal and payment of interest has been stipulated as "repayable on demand". As per the information and explanation given to us and the books examined by us in respect of the loan and advances in the nature of loans, no written schedule of repayment of principal and payment of interest has been stipulated and in the absence of such schedule, we are unable to comment on the regularity of the repayment of principal amounts and payment of interest.

(d) As per the information and explanations given to us by the management, since all the loans given by the company are repayable on demand during the year, the company has not demanded the repayment of full amount of such loans and interest, we are unable to comment on the amount of overdue for more than ninety days as at balance sheet date

(e) As per the information and explanation given to us by the management and books examined by us there has not been any loan or advances in the nature of loan granted which has been fallen due during the year, has been not been renewed or



extended or fresh loans granted to settle the over dues of existing loan given to the same parties.

(f) As per the information and explanation given to us, the Company has granted loans and advances in the nature of loans repayable on demand or without specifying the terms of the repayment. The details of the same are

Particulars	All Parties including related Party (In lacs)	Promoters (In lacs)	Related Parties (In lacs)
Aggregate amounts of loans/advances in nature of loans where:			
- Loan is repayable on demand (A)	53.07	None	None
- Loan Agreement			
- does not specify any terms or period of repayment (B)	None	None	None
Total (A+B)	293.22	None	None
Percentage of Loans/advances in nature of loans to the total loans.	100%	None	None

Note: Loan repayable on demand reported also includes accrued interest on loan

- (iv) In our opinion and according to the information and explanations given to us, the Company has not entered into any transaction covered under Sections 185 and 186 of the Act. Accordingly, the provisions of clause 3(iv) of the Order are not applicable.
- (v) The Company has neither accepted any deposits from the public nor accepted any amounts which are deemed to be deposits within the meaning of sections 73 to 76 of the Companies Act and the rules made thereunder, to the extent applicable. Accordingly, the requirement to report on clause 3(v) of the Order is not applicable to the Company. According to the information and explanations given to us, no order has been passed by the Company Law Board or the National Company Law Tribunal or the RBI or any court or any other tribunal against the company in this regard.
- (vi) The Central Government of India has not prescribed the maintenance of cost records under sub-section (1) of Section 148 of the Act for any services rendered by the



Company. Accordingly, the requirement to report on clause 3(vi) of the Order is not applicable to the Company.

- (vii) (a) The Company in generally is regular in depositing with appropriate authorities undisputed statutory dues including Income Tax, Goods and Service Tax, Cess and other statutory dues with the appropriate authorities to the extent applicable. According to the information and explanations given to us and based on audit procedures performed by us, no undisputed amounts payable in respect of these statutory dues were outstanding, at the year end, for a period of more than six months from the date they became payable.
- (b) According to the information and explanations given to us, there are no dues on account of goods and service taxes, provident fund, employee's state insurance, income tax and other statutory dues which have not been paid for dispute as on 31 March 2024.
- (viii) The Company has not surrendered or disclosed any transaction, previously unrecorded in the books of account, in the tax assessments under the Income Tax Act, 1961 as income during the year. Accordingly, the requirement to report on clause 3(viii) of the Order is not applicable to the Company.
- (ix) (a) In our opinion and according to the information and explanations given to us, the Company has not defaulted in repayment of loans or other borrowings or in the payment of interest thereon to any lender. Accordingly, the provisions of clause 3(ix)(a) of the Order are not applicable.
- (b) The Company has not been declared willful defaulter by any bank or financial institution or any government authority.
- (c) The Company has not taken any term loans during the year and there are no outstanding term loans at the beginning of the year. Hence, reporting under clause 3(ix)(c) of the Order is not applicable.
- (d) According to the information and explanations given to us and on overall examination of the books of the company, we report that no funds have been raised on short term basis have been used for long term purposes during the year by the Company. Accordingly, clause 3(ix)(d) of the Order is not applicable.
- (e) In our opinion and according to the information and explanations given to us, the Company does not have any subsidiary, associate or joint venture. Accordingly, the provisions of clause 3(ix)(e) of the Order are not applicable.



- (f) In our opinion and according to the information and explanations given to us, the Company does not have any subsidiary, associate or joint venture. Accordingly, the provisions of clause 3(ix)(f) of the Order are not applicable.
- (x) (a) According to the information and explanations given by the management, the Company has not raised any money way of initial public offer / further public offer / debt instruments and term loans hence, reporting under clause 3(x)(a) of the Order is not applicable to the Company.
- (b) According to the information and explanations given by the management, the Company has not made any preferential allotment or private placement of shares /fully or partially or optionally convertible debentures during the year under audit and hence, the requirement to report on clause 3(x)(b) of the Order is not applicable to the Company.
- (xi) (a) Based upon the audit procedures performed for the purpose of reporting the true and fair view of the financial statements and according to the information and explanations given by the management, we report that no fraud by the Company or on the Company by the officers and employees of the Company has been noticed or reported during the year.
- (b) During the year, no report under sub-section (12) of section 143 of the Companies Act, 2013 has been filed by cost auditor/ secretarial auditor or by us in Form ADT - 4 as prescribed under Rule 13 of Companies (Audit and Auditors) Rules, 2014 with the Central Government
- (c) As represented to us by the management, there are no whistle blower complaints received by the Company during the year.
- (xii) In our opinion, the Company is not a nidhi company. Therefore, the provisions of clause 3(xii)(a) to(c) of the Order are not applicable to the Company.
- (xiii) According to the information and explanations given by the management, transactions with the related parties are in compliance with section 177 and 188 of Companies Act, 2013 where applicable and the details have been disclosed in the notes to the financial statements, as required by the applicable accounting standards.
- (xiv) (a) In our opinion and according to the information and explanations given to us, the Company has an internal audit system commensurate with the size and nature of its business.
- (b) We have considered the internal audit reports of the Company issued till date, for the period under audit.




- (xv) The Company has not entered into any non-cash transactions with directors or persons connected with them and hence provisions of section 192 of Companies Act, 2013 are not applicable.
- (xvi) According to the information and explanations given by the management, the provisions of section 45-IA of the Reserve Bank of India Act, 1934 are not applicable to the Company. Accordingly, the requirement to report on clause (xvi)(a) to (d) of the Order is not applicable to the Company.
- (xvii) The Company has incurred cash losses in the current year of Rs.17.24 lacs and there is no cash loss in immediately preceding financial year.
- (xviii) There has been no resignation of the statutory auditor during the year.
- (xix) On the basis of the financial ratios disclosed in the financial statements, ageing and expected dates of realization of financial assets and payment of financial liabilities, other information accompanying the financial statements, our knowledge of the Board of Directors and management plans and based on our examination of the evidence supporting the assumptions, nothing has come to our attention, which causes us to believe that any material uncertainty exists as on the date of the audit report that Company is not capable of meeting its liabilities existing at the date of balance sheet as and when they fall due within a period of one year from the balance sheet date.
- (xx) The provisions of Section 135 of the Companies Act 2013 are not applicable to the company. Accordingly, the requirement to report on clause 3(xx) (a) and (b) of the Order is not applicable to the company.

For N.H. Agrawal & Associates

Chartered Accountants

ICAI Firm Registration Number: 0327511E


Nitin Mukumchand Agrawal
Partner

Membership Number: 129179

Place: Kolkata

Date: May 24, 2024

UDIN: 24129179BKBTWZ7610



Annexure 2 to the Independent Auditor's report of even date on the Ind AS financial statements of Rituraj Shares Broking Private Limited

Report on the Internal Financial Controls under Clause (i) of Sub-section 3 of Section 143 of the Companies Act, 2013 ("the Act")

We have audited the internal financial controls with reference to Ind AS financial statements of **Rituraj Shares Broking Private Limited** ("the Company") as of March 31, 2024 in conjunction with our audit of the Ind AS financial statements of the Company for the year ended on that date.

Management's Responsibility for Internal Financial Controls

The Company's Management is responsible for establishing and maintaining internal financial controls based on the internal control over financial reporting criteria established by the Company considering the essential components of internal control stated in the Guidance Note on Audit of Internal Financial Controls Over Financial Reporting issued by the Institute of Chartered Accountants of India ("ICAI"). These responsibilities include the design, implementation and maintenance of adequate internal financial controls that were operating effectively for ensuring the orderly and efficient conduct of its business, including adherence to the Company's policies, the safeguarding of its assets, the prevention and detection of frauds and errors, the accuracy and completeness of the accounting records, and the timely preparation of reliable financial information, as required under the Companies Act, 2013.

Auditor's Responsibility

Our responsibility is to express an opinion on the Company's internal financial controls with reference to these Ind AS financial statements based on our audit. We conducted our audit in accordance with the Guidance Note on Audit of Internal Financial Controls Over Financial Reporting (the "Guidance Note") and the Standards on Auditing, as specified under section 143(10) of the Act, to the extent applicable to an audit of internal financial controls, both issued by ICAI. Those Standards and the Guidance Note require that we comply with ethical requirements and plan and perform the audit to obtain reasonable assurance about whether adequate internal financial controls with reference to these Ind AS financial statements was established and maintained and if such controls operated effectively in all material respects.

Our audit involves performing procedures to obtain audit evidence about the adequacy of the internal financial controls with reference to these Ind AS financial statements and their operating effectiveness. Our audit of internal financial controls with reference to Ind AS financial statements included obtaining an understanding of internal financial controls with reference to these Ind AS financial statements, assessing the risk that a material weakness exists, and testing and evaluating the design and operating effectiveness of internal control based on the assessed risk. The procedures selected depend on the auditor's judgement, including the assessment of the risks of material misstatement of the financial statements, whether due to fraud or error.

We believe that the audit evidence we have obtained is sufficient and appropriate to provide a basis for our audit opinion on the Company's internal financial controls with reference to these Ind AS financial statements.



Meaning of Internal Financial Controls With Reference to these Ind AS Financial Statements

A company's internal financial controls with reference to Ind AS financial statements is a process designed to provide reasonable assurance regarding the reliability of financial reporting and the preparation of financial statements for external purposes in accordance with generally accepted accounting principles. A company's internal financial controls with reference to Ind AS financial statements includes those policies and procedures that (1) pertain to the maintenance of records that, in reasonable detail, accurately and fairly reflect the transactions and dispositions of the assets of the company; (2) provide reasonable assurance that transactions are recorded as necessary to permit preparation of financial statements in accordance with generally accepted accounting principles, and that receipts and expenditures of the company are being made only in accordance with authorisations of management and directors of the company; and (3) provide reasonable assurance regarding prevention or timely detection of unauthorised acquisition, use, or disposition of the company's assets that could have a material effect on the financial statements.

Inherent Limitations of Internal Financial Controls With Reference to Ind AS Financial Statements

Because of the inherent limitations of internal financial controls with reference to Ind AS financial statements, including the possibility of collusion or improper management override of controls, material misstatements due to error or fraud may occur and not be detected. Also, projections of any evaluation of the internal financial controls with reference to Ind AS financial statements to future periods are subject to the risk that the internal financial control with reference to Ind AS financial statements may become inadequate because of changes in conditions, or that the degree of compliance with the policies or procedures may deteriorate.

Opinion

In our opinion, the Company has, in all material respects, adequate internal financial controls with reference to Ind AS financial statements and such internal financial controls with reference to Ind AS financial statements were operating effectively as at March 31, 2024, based on the internal control over financial reporting criteria established by the Company considering the essential components of internal control stated in the Guidance Note issued by the ICAI.

For N.H. Agrawal & Associates
Chartered Accountants
ICAI Firm Registration Number: 0327511E


Nitin H. Agrawal
Partner
Membership Number: 129179
Place: Kolkata
Date: May 24, 2024
UDIN: 24129179BKBTWZ7610



RITURAJ SHARES BROKING PVT. LTD
CIN: U51109WB2000PTC092403
14B Camac Street, Nandi Commercial, Kolkata-700017
BALANCE SHEET AS AT 31st MARCH 2024

[All amount in Rs. Lacs unless otherwise stated]

Particulars	Notes	31st March 2024	31 March 2023
I. ASSETS			
Non-current Assets			
(a) Property, Plant and Equipment	3	0.08	0.08
(b) Financial assets			
(i) Investments	4.1	24.60	25.19
(ii) Trade Receivables	4.2	173.31	173.31
(iii) Other financial assets	4.3	0.07	0.07
(c) Deferred tax assets (net)	5	0.82	3.68
(d) Other non-current assets	6	40.00	40.00
Total Non-Current Assets		238.88	242.33
Current Assets			
(a) Financial assets			
(i) Investments	7.1	63.07	38.82
(ii) Trade receivables	7.2	16.11	0.20
(iii) Cash and cash equivalents	7.3	17.35	35.97
(iv) Bank Balances other than (iii) above	7.4	8.95	-
(v) Loans	7.5	53.07	82.47
(vi) Other Financial Assets	7.6	0.63	-
(c) Current Tax Assets (net)	8	0.50	0.49
(b) Other current assets	9	1.47	1.47
Total Current Assets		161.15	159.42
TOTAL ASSETS		400.03	401.75
II. EQUITY AND LIABILITIES			
Equity			
(a) Equity share capital	10	36.20	36.20
(b) Other equity	11	363.56	353.72
Total Equity		399.76	389.92
Liabilities			
Current Liabilities			
(a) Financial liabilities			
(i) Borrowings	12	-	11.76
(b) Other current liabilities	13	0.27	0.07
Total Current Liabilities		0.27	11.83
TOTAL EQUITY AND LIABILITIES		400.03	401.75

The accompanying notes 1 to 28, forms an integral part of these Financial Statements

In terms of our separate report of even date

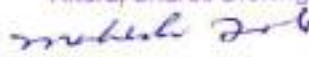
For N H Agrawal & Associates
Chartered Accountants
Firm's Registration Number: 0327511E


N H Agrawal
Partner
Membership Number: 129179
UDIN: 24129179BK8TWZ7610

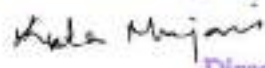


For and on behalf of the Board of Directors of
RITURAJ SHARES BROKING PVT LTD

Rituraj Shares Broking Pvt. Ltd. Rituraj Shares Broking Pvt. Ltd.



Director



Director

Mahesh Gupta
Director
(DIN : 01606647)

Leela Murjani
Director
(DIN : 02413222)

Place: Kolkata
Dated: 23 May, 2024

RITURAJ SHARES BROKING PVT. LTD.
CIN: US1109WB2000PTC092403
14B Camac Street, Nandi Commercial, Kolkata-700017
STATEMENT OF PROFIT AND LOSS FOR THE Year Ended 31st March 2024

(All amount in Rs. Lacs unless otherwise stated)

Particulars	Notes	Year ended 31st March 2024	Year ended 31st March 2023
I. Revenue from operations	14	0.60	1.11
II. Other income	15	8.76	38.21
III. Total income (I + II)		9.36	39.32
IV. Expenses			
Employee benefits expense	16	2.38	1.62
Other expenses	17	24.22	14.82
Total expenses		26.60	16.44
V. Profit before tax (III - IV)		(17.24)	2.98
VI. Tax expense:	18		
(1) Current tax		-	-
(2) Tax Expenses of Prior Years		-	0.30
(3) Deferred tax		(0.31)	0.18
		(0.31)	0.48
VII. Profit for the period (V-VI)		(16.93)	2.50
VIII. Other comprehensive income			
(i) Items that will not be reclassified to statement of profit and loss			
a) Remeasurement of the gain/(loss) of defined benefit obligations		-	-
b) Tax Impact on above		-	-
(ii) Items that will be reclassified to statement of profit and loss			
a) Changes in fair valuation of bonds/ debt instruments		29.94	(8.20)
b) Tax Impact on above		(3.17)	3.86
Other comprehensive income (net of tax)		26.77	(4.34)
IX. Total comprehensive income for the year		9.84	(1.84)
X. Earning per equity share:	21		
(1) Basic		(46.77)	6.90
(2) Diluted		(46.77)	6.90

The accompanying notes 1 to 28, forms an integral part of these Financial Statements

In terms of our separate report of even date

For NH Agrawal & Associates
Chartered Accountants
Firm's Registration Number: 0327511E

NH Agrawal
Member Mukumchand Agrawal
Partner
Membership Number: 129179
UDIN: 241291796K8TWZ7610
Place: Kolkata
Dated: 23 May, 2024



For and on behalf of the Board of Directors of
RITURAJ SHARES BROKING PVT LTD
Rituraj Shares Broking Pvt. Ltd. **Rituraj Shares Broking Pvt. Ltd.**
Mahesh Gupta *Leela Murjani*
Director Director
(DIN : 01606647) (DIN : 02413222)

RITURAJ SHARES BROKING PVT. LTD
CIN: U51109WB2000PTC092403
148 Camac Street, Nand Commercial, Kolkata-700017
CASH FLOW STATEMENT FOR THE YEAR ENDED 31st March 2024

(All amount in Rs. Lacs unless otherwise stated)

Particulars	Year ended 31.03.2024	Year ended 31.03.2023
I. CASH FLOWS:		
1. From Operating Activities:		
(a) Net Profit / (Loss) before tax from Operating Activities	(17.24)	2.58
Adjustments:		
Interest income	(0.59)	1.04
Net (gain)/loss on fair value changes of Investment	(1.23)	5.77
Other income		-
	(1.80)	(6.81)
Operating Profit/ (Loss) before working capital changes	(19.04)	(3.83)
(b) Working Capital changes:		
Decrease/ (Increase) in trade receivables	(15.91)	(6.20)
Decrease/ (Increase) in loans	29.60	(81.47)
Increase/ (Decrease) in other current assets	(9.63)	0.30
Increase/ (Decrease) in borrowings		(15.20)
Increase/ (Decrease) in other current liabilities	0.20	(0.99)
Increase/ (Decrease) in Deferred tax liability		
	13.06	(98.56)
Cash generated from Operating Activities	(5.98)	(102.89)
Income Taxes Paid	(0.01)	1.97
Net Cash from Operating Activities	(5.99)	(100.42)
2. From Investing Activities:		
Sale of Investment	34.14	150.01
Purchase of Investment	(17.17)	(49.17)
Decrease/(Increase) in other Financial Assets		12.00
Decrease/(Increase) in other Non Current Assets	-	-
Dividend received		1.04
Interest received	1.11	-
Other income		-
Investment in Fixed Deposit	(18.95)	-
Proceeds from Fixed Deposits	10.00	-
Net Cash from Investing Activities	(2.87)	113.93
3. From Financing Activities:		
Repayment of borrowings	(11.76)	-
Total of (3)	(11.76)	-
II. Net (decrease)/increase in Cash and Bank balances (I-II)	(18.62)	13.51
Add: Cash and Bank Balances at the beginning of the period	35.97	22.46
III. Cash and Bank Balances at the end of the period (Refer Note 7.3)	17.35	35.97

Note:

The above Cash Flow Statement has been prepared under the "Indirect Method" as set out in the Indian Accounting Standard (Ind AS 7) -Statement of Cash Flow.

The accompanying notes 1 to 28, forms an integral part of these Financial Statements

For N H Agrawal & Associates
Chartered Accountants
Firm's Registration Number: 0227511E


N. H. Agrawal
Partner
Membership Number: 129179
UDIN:24129179BKBTW27610



For and on behalf of the Board of Directors of
RITURAJ SHARES BROKING PVT LTD
Rituraj Shares Broking Pvt. Ltd.


Mahesh Gupta
Director
(DIN : 01606647)


Leela Marjani
Director
(DIN : 02413222)

Place: Kolkata
Dated: 23 May, 2024

RITURAL SHARES BROKING PVT. LTD
CIN: U51109WB2000PTC032403
14B Cornac Street, Nandi Commercial, Kolkata- 700017
STATEMENT OF CHANGES IN EQUITY FOR THE YEAR Ended 31st March 2024
(All amount in INR, Lakhs unless otherwise stated)

a. Equity share capital

Balance as at April 01, 2023	Changes to Equity Share Capital due to prior period errors	Revised Balance as at April 01, 2023	Changes in equity share capital during the current year	Balance as at March 31, 2024
3620.00	-	3620.00	-	3620.00

Balance as at April 01, 2022	Changes to Equity Share Capital due to prior period errors	Revised Balance as at April 01, 2022	Changes in equity share capital during the current year	Balance as at March 31, 2023
3620.00	-	3620.00	-	3620.00

b. Other equity

Particulars	Reserves and Surplus		Items of other comprehensive income	Total
	Capital Reserve	Retained Earnings		
Balance as at 31 March 2022	408.57	(21.42)	(31.59)	355.56
Add: Profit for the year	-	2.50	-	2.50
Add: Up Value on change in investments FVOCI	-	-	(4.34)	(4.34)
Balance as at 31 March 2023	408.57	138.97	(35.93)	351.72
Add: Profit for the year	-	(16.93)	-	(16.93)
Add: Up Value on change in investments FVOCI	-	-	26.77	26.77
Balance as at 31 March 2024	408.57	(3.85)	(9.16)	361.56

The accompanying notes 1 to 26, forms an integral part of these Financial Statements
in terms of our report attached

For N H Agrawal & Associates
Chartered Accountants
Firm's Registration Number: 0327511E

N H Agrawal
Partner
N H Agrawal & Associates
Membership Number: 129824
UDIN: 24129179NHR1W2510
Place: Kolkata
Date: 23 May 2024



for and on behalf of the Board of Directors of
RITURAL SHARES BROKING PVT. LTD.
Ritural Shares Broking Pvt. Ltd.
Indira Murjan
Director
Madhesh Gupta
Director
(PIN: 07606647)
Indira Murjan
Director
(PIN: 02413222)

Significant Accounting Policies

1. General Information:

- a) Rituraj Shares Broking Private Limited is a company limited by shares, incorporated and domiciled in India. It is a Share Broking Company based in Kolkata with over 22 years of experience. It is engaged in business of Share Trading all over India.

The Financial Statements for the year ended 31 March 2024 were approved by the Board of Directors as on 23rd May 2024.

b) Statement of Compliance

The financial Statements have been prepared in accordance with the Indian Accounting Standards ("IND AS") as prescribed by Ministry of Corporate Affairs pursuant to Section 133 of Companies Act, 2013 ("the Act"), read with the Companies (Indian Accounting Standards) Rules as amended from time to time.

2.1 Basis of Preparation:

- a) The financial statements have been prepared on going concern under historical cost basis except for certain financial assets and liabilities which are measured at fair value.

b) Functional and Presentation Currency

The Financial Statements have been prepared in Indian Rupees (INR), which is also the Company's functional currency. The Financial Statements have been rounded off to nearest lacs, up to two places of decimals, unless otherwise stated.

2.2 Use of Estimates and Judgements:

The preparation of the financial statement management to make estimates, judgements and assumptions that affect the reported balances of assets and liabilities, income and expenses and disclosures relating to the contingent assets and liabilities on the date of the Financial Statement. Although these estimates are based upon management's best knowledge of current events and actions, actual results could be differed from these estimates.

Critical accounting judgements and key sources of estimation uncertainty: Key assumptions:

a) Useful lives of depreciable and amortisable assets:-

The company reviews the estimated useful lives of depreciable or amortisable assets at each reporting period, based its expected utility of those assets. Uncertainties in these estimates relate to technical and economic obsolesce that may change the utility of certain items of property, plant and equipment.

to make the sale, obsolescence considering past trend. Inventories are written done to NRV when such NRV is lower than their cost.

b) Defined benefit Obligation:-



Notes forming part of financial statements for the year ended 31 March 2024

The present value of defined benefit obligation which includes gratuity is determined using actuarial valuations using projected unit credit method. An actuarial valuation involves making various assumptions that may differ from actual developments in the future. These include

the determination of the discount rate, future salary increase and mortality rates. Due to the complexities involved in the valuation and its long term nature, a defined benefit obligation is highly sensitive to changes in the assumptions. All assumptions are reviewed at each reporting date.

c) Recognition and measurement of provisions, liabilities and contingencies:-

Provision and liabilities are recognized in the period when it becomes probable that there will be a future outflow of funds resulting from past operations or events that can be reasonably be estimated. The timing of recognition requires application of judgement to existing facts and circumstances which may be subject to change.

Contingencies in the normal course may be arise from litigation and other claims. Potential liabilities that are possible but not probable of crystallizing or are very difficult to quantify reliably are treated as contingent liabilities. Such liabilities are disclosed in the notes to accounts but are not recognized.

d) Income Taxes:-

The Company's tax jurisdiction is India. Significant judgements are involved in determining the provisions for income taxes including amount expected to be paid or recovered for uncertain tax positions.

e) Fair value measurements:-

When the fair value of the financial assets and financial liabilities recorded in the Balance Sheet cannot be measured based on the quoted prices in the active markets, their fair value is measured using the valuation techniques, including the discounted cash flow model, which involve various judgements and assumptions.

2.3 Significant Accounting Policies:

a) Overall Considerations :-

The financial statement have been prepared using significant accounting policies and measurement basis as summarised below:-

b) Current versus non-current classification:-

The company presents assets and liabilities in the balance sheet on current and non-current classification:-

- The asset/liability is expected to be realised/settled in normal operating cycle;
- The asset is intended for sale or consumption;
- The asset/liability is held primarily for purpose of trading;
- The asset/liability is expected to be realised/settled within twelve months after reporting period;
- The asset is cash or cash equivalent unless it is restricted from being exchanged or used to settle a liability for at least twelve months after reporting date;
- In the case of a liability, there is no unconditional right to defer settlement of the liability for at least twelve months after reporting date;



All other assets and liabilities are classified as non-current.

c) Cash Flow Statement:-

Cash Flows are reported using the indirect method, whereby profit for the period is adjusted for the effects of the transactions of no-cash nature, any deferrals or accruals past or future operating cash receipts or payments and any items of income or expenses associated with investing or financing cash flows. The cash flows from operating, investing and financing activities

d) Property, Plant and Equipment and Intangible Assets:-

Property, Plant and Equipment

Recognition:-

Property, Plant and Equipment are stated as cost less accumulated depreciation and impairment, if any. Cost directly attributable to acquisition are capitalised until the property, plant and equipment are ready for use, as intended by the management.

Subsequent measurement (depreciation and useful lives):-

The Company depreciates property, plant and equipment on a pro-rata basis over their estimated useful lives using the straight line method. The estimated useful lives of the assets prescribed under the Schedule II of the Act, are as follows:

The Company reviews the residual value, useful lives and depreciation method annually and, if expectations differ from previous estimates, the change is accounted for as a change in accounting estimate on a prospective basis. Subsequent expenditures relating to property, plant and equipment are capitalised only when it is probable that the future economic benefits associated with these will flow and the cost of the item can be measured reliably. Repairs and maintenance costs are recognised in net profit in Statement of Profit and Loss when incurred. The costs and related accumulated depreciation are eliminated from the financial statements upon sale or upon retirement of the asset and resultant gains or losses recognised in the Statement of Profit and Loss.

De-recognition:-

An item of property, plant and equipment and any significant part initially recognised is de-recognised upon disposal or when no future economic benefits are expected from its use or disposal. Any gain or loss arising on de-recognition of the asset (calculated as the difference between the net disposal proceeds and the carrying amount of the asset) is recognised in the Statement of Profit and Loss, when the asset is de-recognised.



e) **Taxation**

Tax expense recognised in the Statement of Profit or Loss comprises the sum of the current tax and deferred tax except the ones recognised in Other Comprehensive Income or directly in Equity.

i) **Current Income Tax**

Calculation of current tax is based on tax rates and tax laws that have been enacted for the reporting period. Current Income Tax relating to items recognised outside the profit or loss is recognised either in Comprehensive Income or in Equity.

Current Income Tax for the current and prior periods is recognised at the amounts expected to be paid to or received from the tax authorities, using the tax rates and the tax laws enacted or substantively enacted by the Balance Sheet date.

The Company off sets current tax assets and liabilities, where it has legally enforceable right to set off the recognised amounts and where it intends either to settle on a net basis, or to realise the asset and settle the liability simultaneously.

ii) **Deferred Tax**

Deferred tax assets and liabilities are measured at the tax rates that are expected to apply to the period when the asset is realized or the liability is settled based on the tax rate (and tax laws) that have been enacted or substantively enacted at the end of the reporting period.

Deferred tax is recognised in respect of the temporary differences between the carrying amount of assets and liabilities for the financial reporting purposes and the corresponding amounts used for taxation purposes (i.e. tax base).

Deferred tax assets are recognised to the extent possible that the taxable profit will be available against which the deductible temporary differences can be utilized.

Entire deferred tax asset to be utilized. Any reduction is reversed to the extent possible that it becomes probable that sufficient taxable profit will be available.

Deferred tax relating to the items recognised outside the Statement of Profit and Loss is recognised either in other comprehensive income or in equity. Deferred tax assets and liabilities are offset when there is legally enforceable right to set off the non-current assets against non-current liabilities and when they relate to income taxes levied by the same taxation authority and the Company intends to settle its non-current assets and liabilities on a net basis.

iii) **Minimum Alternate Tax**

Minimum Alternate tax (MAT) paid in accordance with the tax laws, which gives future economic benefits in the form of adjustment to future tax liability, is considered as an asset if there is convincing evidence that the Company will pay normal income tax.

MAT Credits are in form of unused tax credits that are carried forward by the Company for a specified period of time. Accordingly, MAT Credit Entitlement has been grouped with deferred tax assets (net). Correspondingly, MAT Credit Entitlement has been grouped with deferred tax in Statement of Profit and Loss.



f) Provisions, contingent liabilities and contingent assets:-

Provisions

Provisions are recognised when there is a present obligation (legal or constructive) as a result of a past event and it is probable that an outflow of resources embodying economic benefits will be required to settle the obligation and a reliable estimate can be made of the amount of the obligation. The expense relating to provision is presented in the statement of profit and loss. Provisions are reviewed at each balance sheet date.

Contingent Liabilities

A contingent liability is a possible obligation that arises from the past events whose existence will be confirmed by the occurrence or non-occurrence of one or more uncertain future events not wholly within the control of the entity or a present obligation that is not recognised because it is probable that an outflow resources will be required to settle the obligation or it cannot be measured with sufficient reliability. The Company does not recognise a contingent liability but discloses its existence in the financial statements.

Contingent Assets

Contingent Assets are neither recognised nor disclosed. However, when realisation of the income is virtually certain, related asset is recognised.

Commitments

Commitments include the amount of the purchase order (net of advances) issued to the parties for completion of assets. Commitments are reviewed at each reporting period.

g) Revenue Recognition

Revenue is recognized only when it is accrued.

Interest Income

Interest Income is recorded using Effective Interest Rate (EIR) for all the instruments measured at amortised cost. EIR is the rate that exactly discounts the estimated future cash payments or receipts over the expected life of the financial instrument or a shorter period, where appropriate, to the gross carrying amount of the financial assets or to the amortised cost of financial liability.

Dividend Income

Dividend Income is recognised when right to receive is established.

h) Employee Benefit Expenses

1. Short Term Employee Benefits

Short Term Employee Benefits are recognized as an expense at the undiscounted amount in the statement of profit and loss for the year in which related services are rendered.

i) Earnings Per Share:-

Basic earnings per share is calculated by dividing the net Profit or Loss for the period attributable to equity shareholders by the weighted average number of equity shares outstanding during the year.



For the purpose of calculating diluted earnings per share, the net Profit or Loss for the year attributable to the equity shareholders and weighted average number of share outstanding if any are adjusted for the effects of all dilutive potential equity shares.

j) **Financial Instruments:-**

A financial instrument is any contract that gives rise to financial asset of one entity and a financial liability or equity instrument of another equity.

Financial Assets

Initial Recognition and Measurement

All financial assets are recognised initially at fair value plus, in the case of financial assets not recorded at fair value through value through profit or loss, transaction costs that are attributable to the acquisition of the financial asset. Trade Receivables are initially measured at the transaction price. Regular way of purchase and sale of financial assets are accounted for at trade date.

Subsequent Measurement

For the purposes of subsequent measurement, financial assets are classified in three categories.

- Amortised Cost
- Fair Value through Other Comprehensive Income (FVTOCI)
- Fair Value through Profit or loss (FVTPL)

Financial assets are not reclassified subsequent to their initial recognition, except if and in the period the Company changes its business model for managing financial assets.

Measured at Amortised Cost: A financial asset is measured at amortised cost if it is held within a business model whose objective is achieved by both collecting contractual cash flows and the contractual terms of the financial asset give rise on specified dates to cash flows that are solely payments of principal and interest (SPPI) on the principal amount outstanding.

After initial measurement, such financial assets are subsequently measured at amortized cost using the effective interest rate (EIR) method.

Measured at FVTOCI: A financial asset is measured at FVTOCI if it is held within a business model whose objective is achieved by both collecting contractual cash flows and selling the financial assets and the contractual terms of the financial asset give rise on specified dates to cash flows that are solely payments of principal and interest (SPPI) on the principal amount outstanding.

Financial assets included within the FVTOCI category are measured initially as well at each reporting date at fair value. Fair value measurement is recognised in Other Comprehensive Income.

Measured at FVTPL: A financial asset which is not classified in any of the above categories are measured at FVTPL.

Financial assets included within the FVTPL category are measured at fair value with all changes recognised in the statement of profit and loss.

De-recognition



Notes forming part of financial statements for the year ended 31 March 2024

The Company derecognizes a financial asset only when the contractual rights to the cash flows from the asset expire, or when it transfers the financial asset and the transfer qualifies for de-recognition under Ind AS 109.

Impairment of financial assets

In accordance with Ind AS 109, the Company applies expected credit loss (ECL) model for the measurement and recognition of impairment loss for financial assets.

ECL is the weighted average of the difference between all the contractual cash flows that are due to the Company in accordance with the contract and all the cash flows that the Company expects to receive, discounted at the original effective interest rate, with the respective risks of default occurring as the weights. When estimating the cash flows, the Company is required to consider:

-All contractual terms of the financial assets (including prepayment and extension) over the expected life of the assets

-Cash flows from the sale of collateral held or other credit enhancements that are integral to the contractual terms.

Trade Receivables

In respect of trade receivables, the Company applies the simplified approach of Ind AS 109, which requires measurement of loss allowance at an amount equal to lifetime expected credit losses. Lifetime expected credit losses that result from all possible default events over the expected life of a financial instrument.

Lifetime ECL are the expected credit losses resulting from all possible default events over the expected life of a financial asset. 12 month ECL are portion of the lifetime ECL which result from default events that are possible with 12 months from the reporting date. ECL are measured in a manner that they reflect unbiased and probability weighted amounts determined by a range of outcomes, taking into account the time value of money and other reasonable information available as a result of past events, current conditions and forecast of future economic conditions.

Financial Assets

In respect of other financial assets, the Company assesses if the credit risk on those financial assets has increased significantly since initial recognition. If the credit risk has not increased significantly since initial recognition, the Company measures the loss allowance at an amount equal to 12-month expected credit losses, else at an amount equal to the lifetime expected credit losses.

While making the assessment, the Company uses the change in the risk of a default occurring over the expected life of the financial asset. To make the assessment, Company compares the risk of a default occurring on the financial asset as at the balance sheet date with the risk of a default occurring on the financial asset as at the date of initial recognition and considers reasonable and supportable information, that is available without undue cost or effort that is indicative of significant increases in credit risk since initial recognition. The Company assumes that the credit risk on a financial asset has not increased significantly since initial recognition if the financial asset is determined to have low credit risk at the balance sheet date.

Financial Liabilities

Initial Recognition and Measurement

Financial liabilities are initially recognised at fair value plus any transaction cost that are attributable to the acquisition of the financial liabilities except financial liabilities at fair value through profit or loss which are initially measured at fair value.



Notes forming part of financial statements for the year ended 31 March 2024

Subsequent Measurement:

For the purpose of subsequent measurement, financial liabilities are classified in following categories: -

- Fair Value through Profit or loss (FVTPL)
- Amortised Cost

Measured at FVTPL: A financial liability is classified as at FVTPL. It is classified as held for trading or it is derivative or it is designated as such on initial recognition. Financial liabilities as at FVTPL are measured at fair value and net gains and losses, including any interest expense is recognised in profit and loss.

Measured at Amortised: Other financial liabilities are subsequently measured at amortised cost using the effective interest rate method.

De-recognition

The Company derecognizes a financial liability (or a part of financial liability) only when the obligation specified in the contract discharged or cancelled or expires.

Offsetting financial instruments

Financial assets and liabilities are offset and the net amount reported in the balance sheet when there is a legally enforceable right to offset the recognized amounts and there is an intention to settle on a net basis or realize the asset and settle the liability simultaneously

k) Impairment of non- financial assets:-

At the end of each reporting period, the company reviews the carrying amounts of its tangible and intangible assets to determine whether there is any indication that those assets have suffered an impairment loss. If any such indication exists, the recoverable amount of the asset is estimated in order to determine the extent of the impairment loss (if any). Where it is not possible to estimate the recoverable amount of an individual asset, the Company estimates the recoverable amount of the cash generating unit to which the asset belongs.

Where a reasonable and consistent basis of allocation can be identified, corporate assets are also allocated to the individual cash-generating units, or otherwise they are allocated to the smallest group of cash generating units for which a reasonable and consistent allocation basis can be identified.

Recoverable amount is the higher of fair value less cost to sell and value in use. In assessing value in use, the estimated future cash flows are discounted to their present value using pre-tax discount that reflects current market assessments of the time value of money and the risks specific to the asset for which the estimates of future cash flows have not been adjusted.

If the recoverable amount of an asset (or cash generating unit) is estimated less than its carrying amount, the carrying amount of the asset (or cash-generating unit) is reduced to its recoverable amount. An impairment loss is recognised immediately in the Statement of Profit and Loss, unless the relevant asset is carried at a revalued amount, in which case the impairment loss is treated as a revaluation decrease.

Where an impairment loss subsequently reverses, the carrying amount of the asset (or a cash generating unit) is increased to the revised estimate of its recoverable amount, but so that the increased carrying amount does not exceed the carrying amount that would have been determined had no impairment loss been recognised immediately in the Statement of Profit and Loss, unless the relevant asset is carried at a revalued amount, in which case the reversal of the impairment loss is treated as a revaluation increase.



l) Fair Value:-

Fair value is the price that would be received to sell an asset or paid to transfer a liability in an orderly transaction between market participants at the measurement date, regardless of whether that price is directly observable or estimated using another valuation technique. In estimating the fair value of an asset or a liability, the Company takes in to account the characteristics of the asset or liability if market participants would take those characteristics into account when pricing the asset or liability at the measurement date. Fair value for measurement and or disclosure purposes in the financial statements is determined on such basis.

In addition, for financial reporting purposes, fair value measurements are categorized into Level 1, 2, or 3 based on the degree to which the inputs to the fair value measurements are observable and the significance of the inputs to the fair value measurements in its entirety, which are described as follows:

- Level 1 inputs are quoted prices (unadjusted) in active markets for identical assets or liabilities that the entity can access at the measurement date;
- Level 2 inputs are inputs other than quoted prices included within Level 1 that are observable for the asset or liability, either directly or indirectly;
- Level 3 inputs are unobservable inputs for the asset or liability

m) Event after reporting date:-

Where the events occurring after the Balance Sheet date provide evidence of conditions that existed at the end of the reporting period, the impact of such events adjusted within the financial statements. Otherwise, events after the Balance Sheet date of material size or nature are only disclosed

n) Segment Reporting:-

Operating Segments are reported in a manner consistent with the internal reporting provided to the chief operating decision maker (CODM) of the Company. The CODM is responsible for allocating resources and assessing performance of the operating segments of the Company.

Operating segments are reported in a manner consistent with the internal reporting provided to the chief operating decision maker. As per requirement of Ind AS 108 "Segment Reporting" no disclosures are required to be made since the Company's activities consists of a single business segment.



RITURAJ SHARES BROKING PVT. LTD

CIN: U51109WB2000PTC092403

Notes to financial statements for the year ended 31st March 2024

3. Property, Plant and Equipment, Goodwill & Intangible Assets

Gross carrying amount	Property, Plant and Equipment				Total
	Computer	Air Conditioner	UPS	Furniture & Fixture	
Cost or valuation					
At 31 March 2022	0.22	0.85	0.27	0.17	1.51
Add : Additions	-	-	-	-	-
Less : Disposals / Write off	-	-	-	-	-
Less : Capitalised during the year	-	-	-	-	-
At 31 March 2023	0.22	0.85	0.27	0.17	1.51
Add : Additions	-	-	-	-	-
Less : Disposals / Write off	-	-	-	-	-
Less : Capitalised during the year	-	-	-	-	-
At 31st March 2024	0.22	0.85	0.27	0.17	1.51
Accumulated Depreciation / Amortization / Impairment					
At 31 March 2022	0.21	0.80	0.26	0.16	1.43
Depreciation charge for the year	-	-	-	-	-
Disposals	-	-	-	-	-
Impairment charge for the year	-	-	-	-	-
At 31 March 2023	0.21	0.80	0.26	0.16	1.43
Depreciation charge for the year	-	-	-	-	-
Disposals	-	-	-	-	-
Impairment charge for the year	-	-	-	-	-
At March 2024	0.21	0.80	0.26	0.16	1.43
Net book value					
At 31st March 2024	0.01	0.05	0.01	0.01	0.08
At 31 March 2023	0.01	0.05	0.01	0.01	0.08



4.1 Investments (non-current)

Particulars	Amortised Cost	Fair Value		Others	Total
		Through Profit and Loss	Through Other Comprehensive Income		
As at 31 March 2024					
Investment in Equity Instrument					
Equity Instruments Quoted	-	-	0.04	-	0.04
Investment in Bond	-	2.54	-	-	2.54
Equity Instruments-Unquoted	22.03	-	-	-	22.03
TOTAL	22.03	-	0.04	-	24.60
As at 31 March 2023					
Investment in Equity Instrument					
Equity Instruments-Quoted	-	-	0.02	-	0.02
Investment in Bond	-	3.14	-	-	3.14
Equity Instruments-Unquoted	22.03	-	-	-	22.03
TOTAL	22.03	-	0.02	-	25.19

Particulars	Face Value	No of Shares		Amount	
		31 March 2024	31 March 2023	31 March 2024	31 March 2023
Investments in Equity Instruments (Quoted - fully paid up)					
Carried at Fair Value through OCI					
Mahindra Geico Ltd. (Mahindra Lifespace Developers Ltd.)	10.00	8.00	5.00	0.04	0.02
Aggregate amount of Quoted investments		12	6	0.04	0.02

Particulars		No of Shares		Amount	
		31st March 2024	31 March 2023	31st March 2024	31 March 2023
Investments in Bonds					
BHFL (9.15%)		400	400	2.54	3.14
Aggregate amount of investment in Bonds		400	400	2.54	3.14

Particulars	Face Value	No of Shares		Amount	
		31st March 2024	31 March 2023	31st March 2024	31 March 2023
Investments in Equity Instruments (unquoted - fully paid up)					
Measured at Cost					
Equity Shares & Securities Ltd.	10.00	23605	23605	22.03	22.03
Aggregate amount of unquoted investments		23,605	23,605	22.03	22.03



4.1. Trade Receivable (non - current)

Particulars	31 March 2024	31 March 2023
Unsecured, Considered good	179.31	179.31
TOTAL	179.31	179.31

Trade Receivable as on 31st March, 2024

Particulars	Outstanding for following periods from the due date of payments						Total
	Not yet due	Less than 6 months	6 months - 1 year	1-2 years	2-3 years	More than 3 years	
Unsecured Trade Receivable							
(i) Considered Good	-	-	-	-	-	179.31	179.31
(ii) Doubtful	-	-	-	-	-	-	-
Secured Trade Receivable							
(i) Considered Good	-	-	-	-	-	-	-
(ii) Doubtful	-	-	-	-	-	-	-
Total	-	-	-	-	-	179.31	179.31

Trade Receivable as on 31st March, 2023

Particulars	Outstanding for following periods from the due date of payments						Total
	Not yet due	Less than 6 months	6 months - 1 year	1-2 years	2-3 years	More than 3 years	
Unsecured Trade Receivable							
(i) Considered Good	-	-	-	-	-	179.31	179.31
(ii) Doubtful	-	-	-	-	-	-	-
Secured Trade Receivable							
(i) Considered Good	-	-	-	-	-	-	-
(ii) Doubtful	-	-	-	-	-	-	-
Total	-	-	-	-	-	179.31	179.31

4.2. Other Financial Assets (non - current)

Particulars	31 March 2024	31 March 2023
2. Security Deposit	0.07	0.07
TOTAL	0.07	0.07

5. Deferred Tax Assets (net)

Particulars	31 March 2024	31 March 2023
Deferred Tax Liabilities		
Timing difference in property, plant and equipment	-	-
Fair Value of Mutual fund investments	(0.12)	0.18
Deferred Tax Assets		
Provision for Gratuity	0.32	0.18
Fair Value of Equity Instruments	0.70	3.86
	0.70	3.86
Deferred tax Assets (net)	0.82	3.86

6. Other non-current assets

Particulars	31 March 2024	31 March 2023
Unsecured, considered good		
(i) Capital Advances	40.00	40.00
TOTAL	40.00	40.00

7.1. Investments (current)

Particulars	Amortised Cost	Fair Value		Others
		Through Profit and Loss	Through Other Comprehensive Income	
As at 31 March 2024				
Investment in Equity Instruments				
Equity Instruments-Quoted	-	-	82.52	82.52
Equity Instruments-Unquoted	-	-	-	-
Investments in Mutual Fund	-	0.55	-	0.55
TOTAL		0.55	82.52	83.07



Particulars	Amortised Cost	Fair Value		Others
		Through Profit and Loss	Through Other Comprehensive Income	
As at 31 March 2023				
Investment in Equity Instruments				
Equity Instruments Quoted	-	-	38.37	38.37
Equity Instruments Unquoted	-	-	-	-
Investment in Mutual Fund	-	0.45	-	0.45
TOTAL		0.45	38.37	38.82

7.1. Investments (Current)

Particulars	Fair Value	No. of Shares		Amount	
		31 March 2024	31 March 2023	31 March 2024	31 March 2023
Investments in Equity Instruments (Quoted - Fully paid up)					
Carried at Fair Value Through OCI					
10	3000			4.94	-
ARUN SUDDHILL LTD.	10	-	447	-	1.42
ARROW ORIENTECH LTD.	10	90	-	0.13	-
AST C.M.M.TA FINANCIAL SERVICES LTD.	10	12529	-	1.97	-
ATV PROJECTS INDIA LTD.	2	-	986	-	1.42
BOMBAY BURMISH TRADING CORP. LTD.	10	3000	8000	5.47	1.94
ENKAY GLOBAL FINANCIAL SERVICES LTD.	10	1700	-	0.16	-
EMBEE TRADE & FINANCE LTD.	1	5600	5800	0.05	0.04
GREENCREST FINANCIAL SERVICES LTD.	1	35	35	0.01	0.01
IS SAUTO INTERNATIONAL LTD.	1	-	898	-	0.11
ISR POWER & INFRASTRUCTURE LTD.	1	-	25	-	0.23
INDIAN AGRO PRODUCT LTD.	2	5150	4250	3.77	1.18
INTELLIGENT REAL ESTATE LIMITED	10	300	300	0.02	0.01
INOVIND ENERGY LTD.	5	200	100	2.00	1.42
INDIAN LTD.	8	150	100	2.14	0.74
KANYAN STEELS LTD.	10	1800	1000	3.10	2.55
KATA LTD.	5	2000	2000	1.43	0.87
KESAR TIRUNELLI & INFRASTRUCTURE LTD.	10	800	750	2.49	1.44
LIBERTY SHOES LTD.	10	324	815	1.75	5.43
MIDCANNON EDITION LBS	10	485	-	0.06	-
MIP INFRASTRUCTURE DEVELOPERS LTD.	10	-	1000	-	1.84
MUMBAI DHARTI RESAM LTD.	1	-	800	-	1.70
MDC LTD.	10	54	20	0.10	0.03
PNB HOUSING FINANCE LTD.	10	1302	221	8.43	0.65
RAJAKSHIYA HOLDINGS LTD.	10	10000	20000	0.64	0.39
RATNAMRAJ POWER LIMITED	10	50	880	0.73	1.21
SAL AUTOMOTIVE LTD.	10	3800	1000	4.50	2.49
SEKAM CORPORATION TECHNOLOGY LTD.	9	-	800	-	4.03
SHYAM K. RASAYAN LTD.	10	10000	90000	2.73	1.44
SOUTH BANK	10	3800	1080	0.04	0.02
SHADHARI BROTHERS TELEVISION NETWORK LIMITED	10	17500	42500	0.20	0.26
SUMMIT INDUSTRIES LTD.	2	300	180	0.35	0.05
SUNEN SFC SCIENCES LTD.	2	6800	2080	2.40	0.16
SUNION ENERGY LTD.	1	7	12	0.29	0.38
TATA CONSULTANCY SERVICES LTD.	10	3800	1080	0.55	0.33
TCN LTD.	2	2800	-	0.32	-
UNITECH LTD.	1	3001	3081	8.77	3.24
VENUS REMEDIES LTD.	10	34	2080	-	-
WIDEOR HOTEL LTD.	2	1800	1080	3.05	1.34
WELSPUN ENTERPRISES LTD.	1	3000	3080	0.31	0.26
Aggregate amount of Quoted Investments		85,653	80,322	62.52	38.37

Particulars	No. of Units		Amount	
	31 March 2024	31 March 2023	31 March 2024	31 March 2023
Investments in Quoted Mutual Fund				
Carried at Fair Value Through OCI				
ICICI Pru Fund Growth	81	251	0.55	0.45
Aggregate amount of Investment in Mutual Fund	81	251	0.55	0.45

TOTAL	69.07	38.82
-------	-------	-------

7.2. Trade receivables (current)

Particulars	31 March 2024	31 March 2023
Unsecured, uncollateralized	16.11	0.30
TOTAL	16.11	0.30

Trade receivables as on 31st March, 2024

Particulars	Outstanding for following periods from the due date of payments						Total
	Not yet due	Less than 6 months	6 months - 1 year	1-2 years	2-3 years	More than 3 years	
Unbilled Trade Receivable							
(i) Considered Good	-	16.11	-	-	-	-	16.11
(ii) Doubtful	-	-	-	-	-	-	-
Disputed Trade Receivable							
(i) Considered Good	-	-	-	-	-	-	-
(ii) Doubtful	-	-	-	-	-	-	-
Total	-	16.11	-	-	-	-	16.11



Particulars	Outstanding for following periods from the due date of payments						Total
	Not yet due	Less than 6 months	6 months - 1 year	1-2 years	2-3 years	More than 3 years	
Un disputed Trade Receivable							
(i) Considered Good	-	0.20	-	-	-	-	0.20
(ii) Doubtful	-	-	-	-	-	-	-
Disputed Trade Receivable							
(i) Considered Good	-	-	-	-	-	-	-
(ii) Doubtful	-	-	-	-	-	-	-
Total	-	0.20	-	-	-	-	0.20

7.3. Cash and cash equivalents

Particulars	31 March 2024	31 March 2023
Cash and bank balances		
in current accounts	13.90	18.14
(i) Current bank		
TOTAL	13.90	18.14

7.4. Bank balances other than (i) above

Particulars	31 March 2024	31 March 2023
Deposit with original maturity for more than three months but less than twelve months	8.56	-
TOTAL	8.56	-

7.5. Loans (current)

Particulars	31 March 2024	31 March 2023
Unsecured, considered good		
Loans	54.07	82.47
TOTAL	54.07	82.47

Note: The loan is repayable on demand. Most of the loan was given to KVARV/Pranotors/ Directors and Related Parties.

7.6. Other Financial Assets (Current)

Particulars	31 March 2024	31 March 2023
Actual Interest on Fixed Deposit	0.01	-
TOTAL	0.01	-

8. Current Tax Assets (net)

Particulars	31 March 2024	31 March 2023
Current Tax Assets (net)	0.53	0.49
TOTAL	0.53	0.49

9. Other current assets

Particulars	31 March 2024	31 March 2023
(i) Minimum Alternate Tax Credit entitlement	1.47	1.47
TOTAL	1.47	1.47

10. Equity share capital

Particulars	31 March 2024	31 March 2023
AUTHORIZED:		
50,000 Equity Shares (Previous Years: 50,000) of Rs. 100 each	50.00	50.00
TOTAL	50.00	50.00
ISSUED, SUBSCRIBED & PAID-UP CAPITAL:		
36,200 Equity Shares (Previous Year: 36,200) of Rs. 100 each	36.20	36.20
TOTAL	36.20	36.20

(A) Movement in equity share capital:

Particulars	Number of shares	Amount
Balance at March 31, 2022	36,200.00	36.20
Movement during the year	-	-
Balance at March 31, 2023	36,200.00	36.20
Movement during the year	-	-
Balance at March 31, 2024	36,200.00	36.20

(B) Details of shareholders holding more than 5% shares as on March 31, 2024 and as on March 31, 2023

Name of the shareholder	As at 31st March 2024		As at 31st March 2023	
	No. of Shares	% holding	No. of Shares	% holding
See & Neo Software (Export) Ltd.	8200	100	36,200.00	100.00



(C) Shares held by promoters
As on March 31, 2023

Promoter Name	As at 31st March 2024		As at 31st March 2023		% Change during the Year
	No. of Shares	% Holding	No. of Shares	% Holding	
Lee & Nee Software (Export) Ltd.	20000	99.71	16,300.00	99.71	-
Arata Gupta	100	0.29	100.00	0.29	-

As on March 31, 2023

Promoter Name	As at 31st March 2023		As at 31st March 2022		% Change during the Year
	No. of Shares	% Holding	No. of Shares	% Holding	
Lee & Nee Software (Export) Ltd.	20000	99.71	16,300.00	99.71	-
Arata Gupta	100	0.29	100.00	0.29	-

(D) Terms/Rights attached to equity shares:

The Company has only one class of equity shares having a par value of ₹ 100/- per share. Each holder of equity shares is entitled to one vote per share. Dividend, if any, proposed by the Board of Directors is subject to the approval of the shareholders in meeting called for the purpose of the distribution of the dividend. The holders of the equity shares will be entitled to any or all the following rights of the Company after distribution of all preferential dividends in proportion to the number of equity shares held by them.

14. Other equity

Particulars	As at 31st March 2024	31 March 2023
Reserves and surplus		
(i) Secured Premium Reserve		
(ii) Retained Earnings	498.57	498.57
(iii) Equity Instruments through other comprehensive income	(35.85)	(35.85)
TOTAL	462.72	462.72

(i) Secured Premium Reserve

Particulars	As at 31st March 2024	31 March 2023
Opening balance		
Movement during the year	498.57	498.57
Closing balance	498.57	498.57

(ii) Retained earnings

Particulars	As at 31st March 2024	31 March 2023
Opening balance		
Profit for the year	(18.92)	(21.42)
Closing balance	(18.92)	(21.42)

(iii) Equity Instruments through other comprehensive income

Particulars	31 March 2024	31 March 2023
Opening balance		
Movement during the year	(35.85)	(35.85)
Closing balance	(35.85)	(35.85)

Notes

Retained Earnings

The reserve represents the consolidated profit of the company. This reserve can be utilized in accordance with the Companies Act 2013.

Equity Instruments through other comprehensive income

It represents the cumulative gain and losses on arising on the revaluation of the equity instruments measured at fair value through other comprehensive income of the company. Net of amount included in retained earnings when such assets are disposed off if any.

15. Borrowings

Particulars	As at 31st March 2024	31 March 2023
Unsecured loans		
Loans from related parties	-	1.11
Inter corporate deposits from related party	-	10.65
TOTAL	-	11.76

*** Loans from related party represents loan taken from Director Leela Mathan

*** Inter corporate Deposit from related parties are taken from holding Company Lee & Nee Software (Export) Ltd./Wholly Owned

Type of loans	As at 31 March 2024		As at 31 March 2023	
	Amount of loans and advances in nature of loans outstanding	Percentage of the total loans and advances in the nature of loans	Amount of loans and advances in nature of loans outstanding	Percentage of the total loans and advances in the nature of loans
Promoters	-	-	-	-
Directors	-	-	1.11	9.44%
SWPL	-	-	-	-
Related Parties	-	-	10.65	90.56%

16. Other Current Liabilities

Particulars	As at 31st March 2024	31 March 2023
(i) Statutory Liabilities	0.18	0.07
(ii) Other outstanding Liability	0.22	-
TOTAL	0.27	0.07

Note

(i) The Ministry of micro, small and medium enterprises has issued an office memorandum dated 16 August 2008 which recommends that the micro and small enterprises should mention in their correspondence with its customers the Entrepreneurs Memorandum Number as allocated after filing of the Memorandum in accordance with the Micro, Small and Medium Enterprises Development Act, 2006 (The Act). Accordingly, the disclosure in respect of the amounts payable to such enterprises has been made in the financial statements based on the information received and available with the Company.

(ii) Based on the information/documents available with the company, no interest provision has to be made by the Company to micro enterprises and small enterprises. Credit and thus, no related disclosures as required under Section 2 of the Micro, Small and Medium Enterprises Development Act, 2006 are made in these accounts.



14. Revenue from operations

Particulars	Year ended 31 March 2024	Year ended 31 March 2023
Brokerage Income	0.60	1.11
TOTAL	0.60	1.11

15. Other income

Particulars	Year ended31 March 2024	Year ended31 March 2023
Interest on TDS Refund	0.02	0.46
Interest Received on Loan	-	3.91
Interest on FD	0.72	1.04
Interest on Bond	0.59	-
Net gain on fair value changes on mutual fund	1.21	5.77
Speculation Profit	0.24	-
Commission Income	0.08	-
Dividend Income	0.12	3.79
Misc Income	0.06	0.08
Training fees	5.72	3.26
TOTAL	8.76	18.31

16. Employee benefits expense

Particulars	Year ended31 March 2024	Year ended31 March 2023
Salaries, wages and bonus	2.18	1.55
Staff welfare expenses	0.20	0.07
TOTAL	2.38	1.62

17. Other expenses

Particulars	Year ended31 March 2024	Year ended31 March 2023
Bank Charges	0.01	-
Board Meeting Exp./Director sitting fees	3.20	3.20
Printing & Stationery	0.12	0.08
Professional fees	0.01	-
Brokerage	0.07	0.16
Demat Charges	0.21	0.01
Securities Transaction Tax	0.03	-
Course Material charges	0.42	0.23
Counsellor Charges	0.76	0.45
Statutory Exp	0.02	-
Faculty Fees	0.83	1.81
Other Expenses	0.15	0.49
Rent	2.40	2.40
Rates & Taxes	0.05	0.05
Donation	0.60	-
MTM loss	12.82	2.78
Speculation loss	-	0.07
Software Expenses	0.11	0.08
Subscription Charges	-	0.45
Telephone Expenses	0.10	0.12
Conveyance	0.14	0.21
Travelling Exp.	2.11	2.17
Audit Fees (Refer 17a)	0.06	0.06
TOTAL	24.22	14.82



(All amount in Rs. Lacs unless otherwise stated)

17. a. Payment to auditor

Particulars	Year ended 31 March 2024	Year ended 31 March 2023
(a) To statutory auditors		
-Statutory audit fee	0.06	0.06
TOTAL	0.06	0.06

16. Tax expenses

Particulars	Year ended 31 March 2024	Year ended 31 March 2023
Income tax in the Statement of Profit and Loss:		
Current tax	-	-
Deferred tax	(0.31)	0.18
Tax adjustments pertaining to previous years		0.30
	(0.31)	0.48
Income tax recognised in other comprehensive income comprises:		
Deferred tax on remeasurement of post-employment defined benefit obligations	-	-
Deferred tax on net gain in debt instruments through OCI	(3.17)	3.86
	(3.17)	3.86
Reconciliation of income tax expense and the accounting profit for the year:		
Profit before tax	(17.24)	2.98
Enacted tax rates (%)	26.00%	26.00%
Computed expected tax expense	-4.48	0.77
Effect due to non-deductible expenses	-	-
Effect due to allowable expenses	4.48	-
Effect due to change in Tax rate	-	-0.77
Effect due to Deferred Taxes	(0.31)	0.18
Tax adjustments pertaining to previous years	-	0.30
Total income tax expense as per the Statement of Profit and Loss	-0.31	0.48



(All amount in Rupees Lacs, unless otherwise stated)

19 Commitments and Contingents Liabilities

The Commitments and Contingent Liabilities during the year is NIL (PY is NIL).

20 Related Party Disclosure*Information on Related Party transactions as required by Ind AS-24 for the year ended 31 March 2024***(a) List Of Related Parties**

Name of the Related Party	Relationship
Mahesh Gupta	Director
Leela Murjani	Director

(i) Relative of Key Management Personnel

Name of the Related Party	Relationship
Leena Consultancy	Enterprise over which key Managerial Personnel is able to exercise significant influence
Rituraj Shares and Securities Ltd	Enterprise over which key Managerial Personnel is able to exercise significant influence
Rituraj Shares and Securities	Enterprise over which key Managerial Personnel is able to exercise significant influence

(b) Related Party Transaction

Name of Related Party	Nature of Transaction	Year Ended March 31, 2024	Year Ended March 31, 2023
Mahesh Gupta	Directors Sitting Fees	1.60	1.60
Mahesh Gupta	Reimbursement	2.11	2.16
Leela Murjani	Directors Sitting Fees	1.60	1.60
Lee & Nee Softwares (Exports) Ltd	Borrowings	(10.65)	-
Rituraj Shares & Securities Ltd	Loans & Advances	(29.40)	-
Rituraj Shares & Securities Ltd	Receivables	10.91	-
Leela Murjani	Borrowings	(1.11)	-

Note: During the year ended no amounts written off and written back from/to related parties.

(c) Balance with related parties

Name of Related Party	Nature of Balance	As at March 31, 2024	As at March 31, 2023
Lee & Nee Softwares (Exports) Ltd	Borrowings	-	10.65
Loan from Leela Murjani	Borrowings	-	1.11
Leena Consultancy	Receivables	150.80	150.80
Rituraj Shares & securities	Receivables	22.50	22.50
Rituraj Shares & securities Ltd.	Receivables	10.91	-
Rituraj Shares & securities Ltd.	Loans & Advances	53.07	82.47

21 Earning Per share

Particulars	Year Ended March 31, 2023	Year Ended March 31, 2022
Net profit attributable to equity shareholders	(15.93)	2.50
Weighted average number of equity shares outstanding during the year	36,200	36,200
Earnings per share basic and diluted (in INR)	(46.77)	20.00
Face Value of Equity Share	100.00	100.00

22 Financial Risk Management

The Company's operational activities expose to various financial risks i.e. market risk, credit risk and risk of liquidity. The Company realizes that risks are inherent and integral aspect of any business. The primary focus is to foresee the unpredictability of financial markets and seek to minimize potential adverse effects on its financial performance. This note explains the sources of the risk which the entity is exposed and how the entity manages the risk and the related impact on the financial statements.

(a) Market Risk

Market Risk is the risk of potential adverse change in the Company's income and the value of the net worth arising from the movement in foreign exchange rates, interest rates or other market prices. The Company recognises that the effective management of market risk is essential to the maintenance of stable earnings and preservation of shareholder value. The objective of market risk management to manage and control market risk within acceptable parameters, while optimising the overall returns.



(All amount in Rupees Lacs, unless otherwise stated)

(b) **Interest rate risk**

Interest rate risk is the risk that the fair value or future cash flows of a financial instrument will fluctuate because of changes in market interest rates. The Company's exposure to the risk of changes in market interest rates relates primarily to the long-term debt obligations with floating interest rates.

The Company manages its interest rate risk by having a balanced portfolio of borrowings and equity.

(c) **Price Risks**

Price risk is the risks that the fair value of a financial instrument will fluctuate due to changes in the market traded price. It arises from the financial assets such as investment in equity instruments such as bond, mutual funds etc. The Company is exposed to price risk mainly from investments carried at FVOCI which are valued using quoted prices in active markets. A sensitivity analysis demonstrating the impact on change in the market prices of these instruments from the prices existing as at reporting date is given below:-

Particulars	Year Ended March 31, 2024	Year Ended March 31, 2023
Investments carried at FVOCI valued using quoted prices in active market	63.07	38.82
	63.07	38.82

Particulars	Year Ended March 31, 2024	Year Ended March 31, 2023
INR -increase by 10%	6.31	3.88
INR -decrease by 10%	(6.31)	(3.88)

(d) **Credit risk**

Credit risk is the risk that a counterparty fails to discharge its obligation to the Company. The Company's exposure to the credit risk is influenced mainly by cash and cash equivalents, trade receivables and financial assets measured at cost. The Company continuously monitors defaults of customers and their counterparties and incorporates this information into credit risk controls. Credit risk related to cash and cash equivalents and bank deposits is managed by only accepting highly rated banks and diversifying bank deposits. Other financial assets measured at amortised cost excluding deposits of rent. Credit risk related to these other financial assets is managed by monitoring the recoverability of such amounts continuously, while at the same time internal control system in place to ensure the amounts are within the defined limits.

Assets are written off when there is no reasonable expectation of recovery, such as debtor declaring bankruptcy or litigation decided against the Company. The Company continues to engage with parties whose balances are written off and attempts to enforce repayment. Recoveries made are recognised in Statement of Profit and Loss.

(i) **Trade Receivables:-**

The Company establishes an allowance for impairment that represents its estimates of incurred losses in respect of trade receivables. The allowance account in respect of trade and other receivables is used to record impairment losses unless the Company is satisfied that no recovery of the amount owing is possible. At that point, the financial asset is considered irrecoverable and the amount charged to the allowance account is written off against the carrying amount of the impaired financial asset.

As the Company does not hold any collateral, the maximum exposure to credit risk for each class of financial instrument is the carrying amount of that class of financial instrument presented on the statement of financial position. Impairment of trade receivables is based on expected credit loss model (simplified approach) depending upon the historical data, present financial conditions of customers and anticipated regulatory changes. Company does not hold any collateral in respect of such receivables.

(ii) **Financial Instruments and Cash Deposits:-**

Credit risk related to cash and cash equivalents and bank deposits is managed by only accepting highly rated banks and diversifying bank deposits. Other financial assets measured at cost excluding deposits on rent. Credit risk related to these other financial assets is managed by monitoring the recoverability of such amounts continuously, while at the same time internal control system in place ensure amounts are within specified limits.

(iii) **Credit risk exposure**

This risk is common to all investors who invest in bonds and debt instruments and it refers to a situation where a particular bond/debenture issuer is unable to make the expected principal payment interest rate payment, or both. Similarly, a lender bears the risk that the borrower may default in the payment of contractual interest or principal on its debt obligation, or both. The entity continuously monitors defaults of the customers and other counterparties and incorporates this information into its credit risk control.



(All amount in Rupees Lacs, unless otherwise stated)

(e) Liquidity risk

Liquidity risk is the risk that the company will face in meeting its obligation associated with its financial liabilities. The Company's approach to managing liquidity is to ensure that it will have sufficient funds to meet its liabilities when due without incurring unacceptable losses.

The Company maintained a cautious liquidity strategy, with positive cash balance through out the years ended 31 March 2024 and 31 March 2023. Cash flow from operating activities provides funds to service the financial liabilities on a day-to-day basis. The Company regularly monitors the rolling forecasts to ensure it has sufficient cash on an going basis to meet operational requirements. Any short term surplus cash generated over and above the amount required for working capital management and other operational requirements, is retained as cash and cash equivalents (to the extent required) and any excess is invested in interest bearing term deposits and other highly marketable instruments with appropriate maturities to optimise the returns on the investments while ensuring the sufficient liquidity to meet its liabilities.

Maturity profile of financial liabilities

The table below analyses the Company's financial liabilities into relevant maturity based on their contractual maturities

As at March 31, 2024	0-1 year	1-5 year	>5 years	Total
Other Current Liabilities	0.27	-	-	0.27
	0.27	-	-	0.27
As at March 31, 2023	0-1 year	1-5 year	>5 years	Total
Other Current Liabilities	0.07	-	-	0.07
	11.83	-	-	11.83

(f) Capital Management

For the purpose of the Company's capital management, capital includes issued equity share capital, share premium and all other equity reserves attributable to equity share holders of the company. The primary objective of the capital management is to maximise shareholder value's.

The Company manages its capital structure and makes adjustments in light of changes in economic conditions and the requirements of the financial covenants. To maintain or adjust the capital structure, the Company may adjust the dividend payment to shareholders, return on capital to shareholders or issue of new shares.

23 Segment Reporting

As per the requirements of IND AS-108, "Segment Reporting", no disclosures are required to be made since the company activities consists of a single business segment i.e Share Trading Business and Brokerage.

24 Corporate Social Responsibility is not applicable to the company.



(All amount in Rupees Lacs, unless otherwise stated)

25 Fair Value Measurement

a) Valuation principles

The fair value of the financial assets and liabilities are defined as the price that would be received to sell an asset or paid to transfer a liability in an orderly transactions between market participants at the measurement date.

b) The carrying value and fair value of financial instruments are as follows -

Particulars	Note	As at March 31 2024	As at March 31 2023
Financial assets			
a) Measured at amortised cost			
(i) Cash and Cash equivalents	#REF!	17.35	35.07
(ii) Bank Balances other than cash and cash equivalents	7.4	8.95	-
(iii) Trade receivables	4.2 & 7.2	189.42	173.51
(iv) Loans	7.5	53.07	82.47
(v) Investment in unquoted equity shares	4.1	22.03	22.03
(vi) Other Financial Assets	4.3 & 7.6	0.70	0.07
		291.52	314.05
b) Measured at fair value through OCI			
(i) Investment in quoted equity shares	4.1 & 7.1	62.56	38.39
(ii) Investment in unquoted equity shares		62.56	38.39
c) Measured at fair value through PL			
(i) Investment in mutual fund	7.1	0.55	0.45
		0.55	0.45
Total Financial Assets		354.63	352.89
Financial Liabilities			
Borrowings	12	-	11.76
Total Financial Liabilities		-	11.76

c) Fair value Hierarchy

This section explains the judgements and estimates made in determining the fair values of the financial instruments that are recognised and measured at amortised cost and for which fair values are disclosed in the financial statements. To provide an indication about the reliability of the inputs used, in determining the fair value, the Company has classified its financial instruments into three levels prescribed under the accounting standard. An explanation of each level follows underneath:

Level 1:- Quoted prices (unadjusted) in active markets for identical assets and liabilities

Level 2:- Inputs other than quoted prices included in Level 1 that are observable for the asset or liability, either directly or indirectly

Level 3:- Inputs for assets or liabilities that are not associated on observable market data (unobservable input).

(i) Recognised and measure at fair value

The following table provides the fair value measurement hierarchy of the Company's financial assets / liabilities:

As at 31 March 2024

Particulars	Level 1	Level 2
Investment in equity shares	62.56	-
Investment in mutual funds	0.55	-



As at 31 March 2023

Particulars	Level 1	Level 2
Investment in equity shares	38.39	-
Investment in mutual funds	0.45	-

(ii) The following methods and assumptions were used to estimate the fair value:-

(a) Long term fixed rates receivables/ borrowings are evaluated by the Company based on the parameters such as interest rates and credit worthiness of the customers and the risk characteristic of the financed project. Based on the evaluations, allowances are taken into account for the expected losses of these receivables.

(b) The fair value of the loans from banks and financial liabilities as well as other non-current financial liabilities is estimated by discounting future cash flows using the rates currently available for debt on similar terms, credit risk and remaining maturities. Their valuation requires management to use observable inputs in the model; management regularly assesses a range of reasonably possible for those significant unobservable inputs and determines the impact on the total fair value.



Ritural Shares Broking Private Limited

CIN:U51109WB2000PTC092403

148 Camlac Street Kolkata-700017

Notes to the financial statements for the year ended 31 march 2024

(All amount in Rupees Lacs, unless otherwise stated)

25 Statement of Ratio Analysis

Sl No	Ratio	Numerator	Denominator	As at March 31, 2024	As at March 31, 2023	Change (Greater than 25%)	Reasons
(i)	Current Ratio	Current Assets	Current Liabilities	596.85	13.46	4329.03%	Due to decrease in current Liabilities
(ii)	Debt-Equity Ratio	Total Debt	Shareholder's Equity	-	0.03	-100.00%	Due to decrease in borrowings
(iii)	Debt Service Coverage Ratio	Net Profit after taxes + Non-cash operating expenses + Interest + Other non-cash adjustments	Interest and lease payments + Principal repayments	-	-	-	
(iv)	Return on Equity Ratio	Net profit after tax	Average Net Worthy Shareholder's Equity	(0.04)	0.01	-380.53%	Due to decrease in Profit
(v)	Inventory turnover ratio	Cost of goods sold	Average Inventory	-	-	-	
(vi)	Trade Receivable Turnover Ratio	Net Sales	Average Accounts Receivable	0.01	0.01	-50.49%	Due to Decrease in sales
(vii)	Trade payables turnover ratio	Net Credit Purchases	Average Accounts Payable	-	-	-	
(viii)	Net capital turnover ratio	Net Sales	Working Capital	0.00	0.01	-50.41%	Due to Decrease in sales



(ix)	Net profit ratio	Profit after Tax	Net Sales	-28.22	2.25	-1352.82% Due to decrease in Profit	
(x)	Return on Capital employed	Earning Before Interest and Tax	Capital Employed	(10.04)	0.01	-664.29% Due to decrease in Profit	
(xi)	Return on Investment	Interest Income	Cost of Investment	-			



Rituraj Shares Broking Private Limited

CIN:U51109WB2000PTC092403

14B Camac Street Kolkata-700017

Notes to the financial statements for the year ended 31 march 2024

(All amount in Rupees Lacs, unless otherwise stated)

27 Other Additional Regulatory Information as per Schedule III

- (a) Disclosure in relation to undisclosed income : The Company have not any such transaction which is not recorded in the books of
- (b) Relationship with Struck off Companies : The Company do not have any transactions with company's struck off during the period
- (c) Details of Benami Property held : The Company do not have any Benami property, where any proceeding has been initiated or pending
- (d) Registration of charges or satisfaction with Registrar of Companies (ROC) : The Company do not have any charges or satisfaction
- (e) Details of Crypto Currency or Virtual Currency : The Company have not traded or invested in Crypto currency or Virtual Currency
- (f) Utilisation of Borrowed Fund & Share Premium :
- I. The Company have not advanced or loaned or invested funds to any other person(s) or entity(ies), including foreign entities (Intermediaries) with the understanding that the Intermediary shall: (a) directly or indirectly lend or invest in other persons or entities identified in any manner whatsoever by or on behalf of the Company (Ultimate Beneficiaries) or (b) provide any guarantee, security or the like to or on behalf of the Ultimate Beneficiaries.
- II. The Company have not received any fund from any person(s) or entity(ies), including foreign entities (Funding Party) with the understanding (whether recorded in writing or otherwise) that the Company shall: (a) directly or indirectly lend or invest in other persons or entities identified in any manner whatsoever by or on behalf of the Funding Party (Ultimate Beneficiaries) or (b) provide any guarantee, security or the like on behalf of the Ultimate Beneficiaries.

28. Figures of the year are regrouped/rearranged in order to confirm with current year classification.

As per our report of even date attached

For N H Agrawal & Associates

Chartered Accountants

Firm's Registration Number: 0327511E

Nitin H. Agrawal
Partner

Membership Number: 129179

UDIN:24129179BKBTW27610

Place: Kolkata

Date: 23 May, 2024



For and on behalf of the Board of Directors of

Rituraj Shares Broking Private Limited

Rituraj Shares Broking Pvt. Ltd. Rituraj Shares Broking Pvt. Ltd.

Mahesh Gupta

Director

Mahesh Gupta

Director

(DIN : 01506647)

Leela Murjani

Director

Leela Murjani

Director

(DIN : 02413222)